



European
Commission



The EU's 2021-2027 long-term
Budget and NextGenerationEU

FACTS AND FIGURES

CONTENTS

1	POWERING THE EU'S RECOVERY	6
	The EU's 2021–2027 long-term budget and NextGenerationEU	6
	NextGenerationEU: key features	8
	How is the 2021–2027 budget different from other budgets?	10
	Who benefits from the EU budget?	12
	How does the European Commission protect the budget?	13
2	ALLOCATIONS PER HEADING FOR 2021 TO 2027: KEY FEATURES	14
	Heading 1: Single Market, Innovation and Digital	15
	Heading 2: Cohesion, Resilience and Values	16
	Heading 3: Natural Resources and Environment	17
	Heading 4: Migration and Border Management	18
	Heading 5: Security and Defence	18
	Heading 6: Neighbourhood and the World	19
	Heading 7: European Public Administration	19
3	THE FLEXIBILITY OF THE EU BUDGET EXPLAINED	20
4	SOURCES OF REVENUE FOR THE EU BUDGET	22
	Where does the revenue for the EU budget come from?	22
	How will NextGenerationEU be funded?	22
5	HOW WILL THE BORROWING FOR NEXTGENERATIONEU WORK?	24
	Annexes	
	Programmes per heading	25
	Multiannual financial framework 2021–2027 and NextGenerationEU (in commitments)	53
	Multiannual financial framework 2021–2027 and NextGenerationEU (in commitments) – Pre-allocations per Member State	59

Manuscript completed in April 2021

This document should not be considered as representative of the European Commission's official position.

Luxembourg: Publications Office of the European Union, 2021

© European Union, 2021

Reuse is authorised provided the source is acknowledged and the original meaning or message of the document are not distorted. The European Commission shall not be liable for any consequence stemming from the reuse. The reuse policy of the European Commission documents is implemented by Commission Decision 2011/833/EU of 12 December 2011 on the reuse of Commission documents (OJ L 330, 14.12.2011, p. 39).

For any use or reproduction of elements that are not owned by the European Union, permission may need to be sought directly from the respective rightholders.

All photos ©European Union, 2021

Print ISBN 978-92-76-30649-8
PDF ISBN 978-92-76-30627-6

doi:10.2761/91357
doi:10.2761/808559

KV-02-21-232-EN-C
KV-02-21-232-EN-N

“The pandemic has taken a heavy toll on the economic and social fabric of our society. But this can serve as an opportunity to build a better Europe, impervious to future crises. The Commission is taking decisive action to shape Europe’s post-coronavirus future with the European Green Deal, our green growth strategy and Europe’s digital decade, our pack of initiatives to make the EU fit for the digital age. These policy responses all have something in common: they require massive investments. With NextGenerationEU and the long-term EU budget, we have the financial power to finance Europe’s green and digital transitions. Citizens, businesses, regions, cities: these EUR 1.8 trillion – or EUR 2.0 trillion in current prices - are for you. They will help you recover, grow and express your talents, for the benefit of the whole EU.”

Ursula von der Leyen

European Commission President

“Last year the the European Commission proposed an unprecedented response to the pandemic, which was quickly endorsed by the EU Member States. Today, the 2021–2027 long-term budget and NextGenerationEU form the largest package ever financed through the EU budget, of EUR 1.8 trillion – or EUR 2.0 trillion in current prices. With their combined firepower, the EU will support citizens, companies and regions most affected by the coronavirus crisis. The package will also help rebuild a post-COVID-19 Europe, which will be greener, more digital, more resilient and better fit for the current and forthcoming challenges.

The next step is the successful implementation of the package and I invite all beneficiaries of the EU budget – farmers, students, researchers, municipalities, businesses and many more – to make the most of it. This funding is for you, so explore the possibilities and make the changes we all aspire to!”

Johannes Hahn

European Commissioner for
Budget and Administration



1

POWERING THE EU'S RECOVERY

THE EU'S 2021-2027 LONG-TERM BUDGET & NEXTGENERATIONEU

In 2020, the EU provided an unprecedented response to the coronavirus crisis that hit Europe and the world. At its heart is a stimulus package worth **EUR 2.018 trillion** in current prices (EUR 1.8 trillion in 2018 prices). It consists of the EU's long-term budget for 2021 to 2027 of **EUR 1.211 trillion** (EUR 1.074 trillion in 2018 prices), topped up by **EUR 806.9 billion** (EUR 750 billion in 2018 prices) through NextGenerationEU, a temporary instrument to power the recovery.

The separate values – current and 2018 prices – represent the same amount in nominal and in real terms. The difference stems from the annual adjustment for inflation¹. The 2018 prices are free of inflation and useful for comparisons. The amounts in current prices show how much beneficiaries will actually receive from the budget. In this brochure, current prices are used unless specified otherwise.

Taken together, the funds will help repair the economic and social damage caused by the coronavirus pandemic and steer the transition towards a modern, sustainable and resilient Europe.

The EU sets the limits of its spending in the multiannual financial framework, the EU's long-term budget for the next 7 years. In this way, the EU secures the resources for its political priorities, like digitalisation and green deal. The budget also ensures room for flexibility, thus enabling the EU to respond to unforeseen circumstances.

The 2021–2027 long-term budget, or the multiannual financial framework (MFF) of EUR 1.211 trillion, will seek to support the recovery while investing in the EU's regions, farmers, companies, researchers, students, citizens in general as well as our neighbouring countries.

Single Market, Innovation and Digital

149.5 (+ 11.5 from NGEU)

Cohesion, Resilience and Values

426.7 (+ 776.5 from NGEU)

Natural Resources and Environment

401 (+ 18.9 from NGEU)

Migration and Border Management

25.7

Security and Defence

14.9

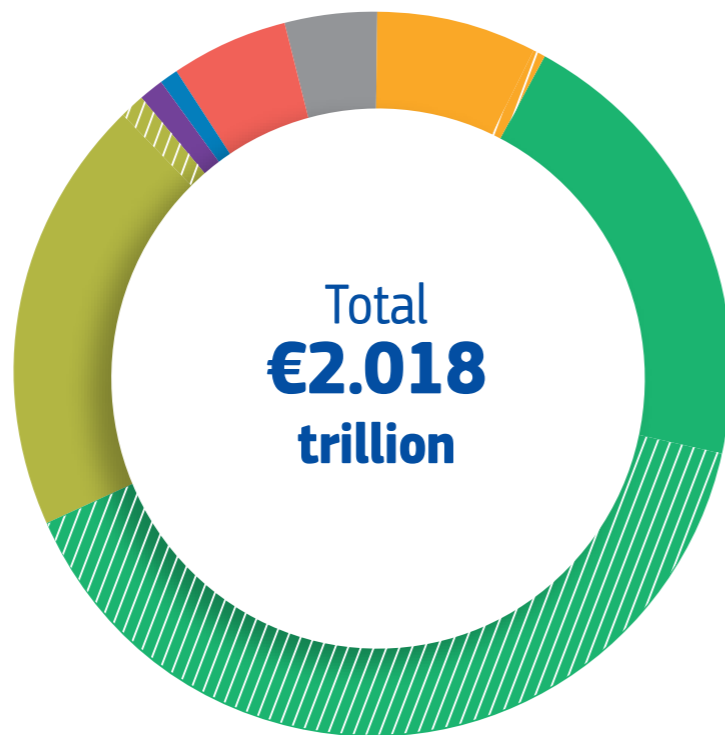

Neighbourhood and the World

110.6

European Public Administration

82.5

Total: €2.018 trillion



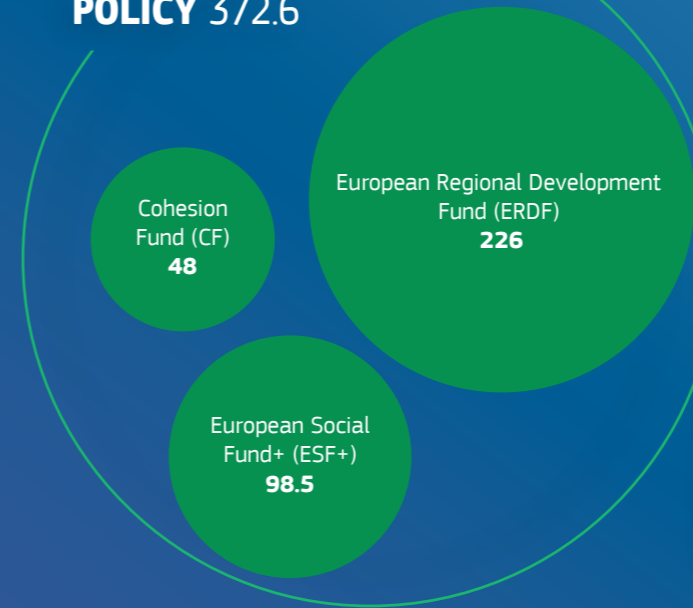
Several programmes under these headings receive additional allocations under Article 5 of Regulation (EU, Euratom) 2020/2093 (the 'MFF regulation' (MFFR)) (Horizon Europe, InvestEU, EU4Health, Erasmus+, Creative Europe, Justice, Citizens, rights and values programmes and the Integrated Border Management Fund), from the reuse of commitments under Article 15 of Regulation (EU, Euratom) 2018/1046 (the 'financial regulation' (FR)) (Horizon Europe) and from reflows from the European Development Fund (the Neighbourhood, Development and International Cooperation Instrument- Global Europe). The precise additional allocations will be established annually. Indicative amounts are provided on page 54. All amounts are in EUR billion, in current prices, as of November 2020.

Source: European Commission.

¹ The multiannual financial framework (MFF) regulation sets the adjustment applied annually to compensate for inflation at 2 % per year.

MULTIANNUAL FINANCIAL FRAMEWORK 2021-2027: KEY FIGURES

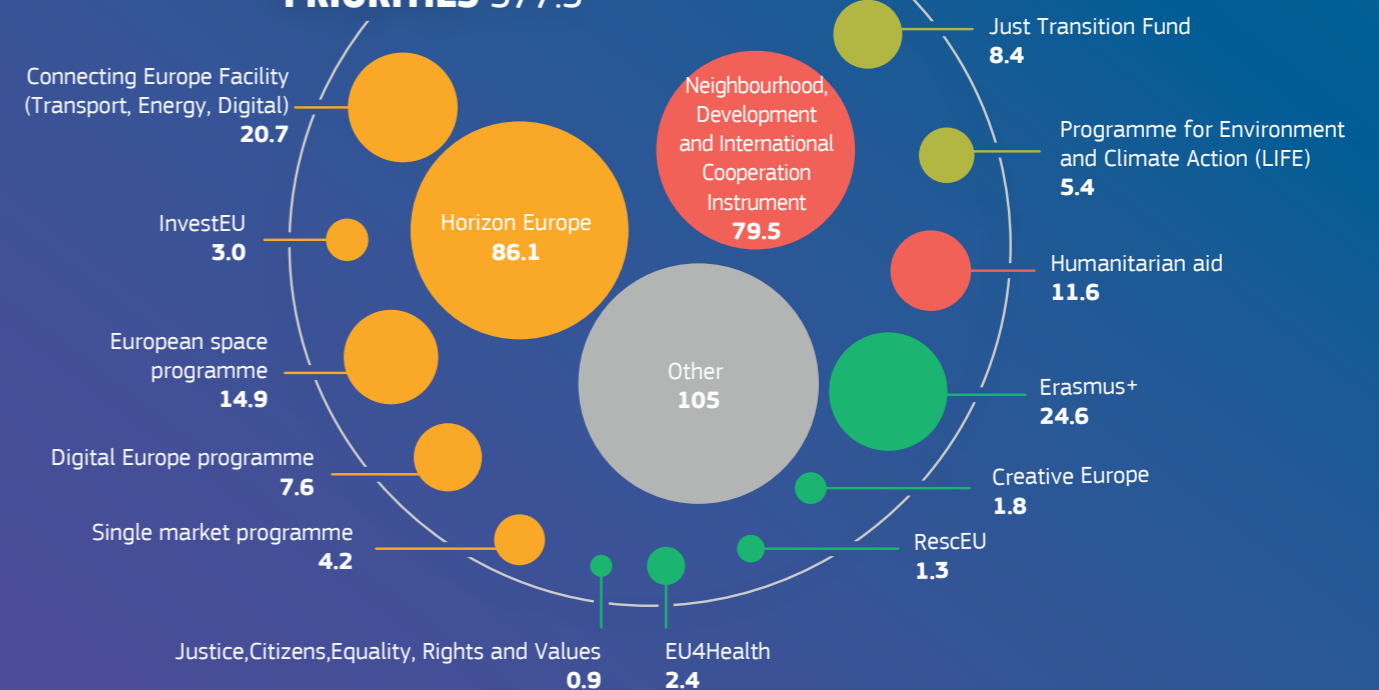
COHESION POLICY 372.6



COMMON AGRICULTURAL POLICY (CAP) 378.5



NEW AND REINFORCED PRIORITIES 377.3



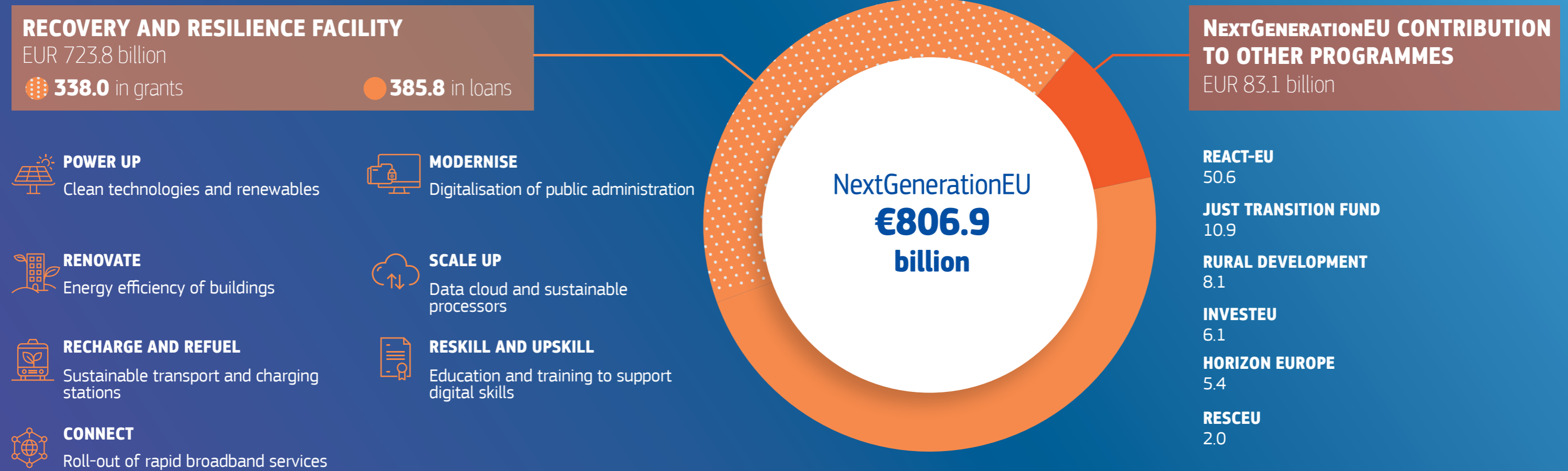
Funded under the Multiannual Financial Framework only. Some policies such as cohesion, and programmes such as the European Agricultural Fund for Rural Development (EAFRD), the Just Transition Fund, InvestEU, rescEU and Horizon Europe – receive top-up allocations under NextGenerationEU. ESF+ is allocated additional EUR 0.8 billion for employment and social innovation, outside the cohesion policy.

Several programmes receive additional top-up allocations under MFFR Article 5, from the reuse of commitments under FR Article 15 and from potential reflows from the European Development Fund. The precise additional allocations will be established annually. Indicative amounts are provided on page 54.

All amounts are in EUR billion, in current prices, as of November 2020.

Source: Infographic originally designed by the Council of the European Union.

NEXTGENERATIONEU: KEY FEATURES



With a budget of **EUR 806.9 billion**, NextGenerationEU will help repair the immediate economic and social damage caused by the coronavirus pandemic and make the EU fit for the future. The instrument will help build a post-COVID-19 EU that is greener, more digital, more resilient and better fit for the current and forthcoming challenges.

The centrepiece of NextGenerationEU is the **Recovery and Resilience Facility** – an instrument for providing grants and loans to support reforms and investments in the EU Member States at a total value of **EUR 723.8 billion**.

Part of the funds – **EUR 338.0 billion** – will be provided in form of grants.

The remainder – **EUR 385.8 billion** – will be used to provide loans from the EU to individual Member States on favourable conditions, which will be repaid by those Member States.

The funds under the Recovery and Resilience Facility will be distributed according to national recovery and resilience plans prepared by each Member State, in cooperation with the European Commission, and in line with an agreed allocation key.

In addition, NextGenerationEU will reinforce several existing EU programmes and policies, as follows:

- the **Cohesion policy** under the recovery assistance for cohesion and the territories of Europe (REACT-EU), to help address the economic consequences of COVID-19 in the first years of the recovery;
- the **Just Transition Fund**, to guarantee that the transition to climate neutrality works for all;
- the **European Agricultural Fund for Rural Development**, to further support farmers;
- **InvestEU**, to support the investment efforts of our businesses;

- **rescEU**, safeguards that the EU Civil Protection Mechanism has the capacity to respond to large-scale emergencies;
- **Horizon Europe**, to make sure the EU has the capacity to fund more excellence in research.

To finance NextGenerationEU, the EU will borrow on the markets (see Section 6). Repayment will take place over a long-term period, until 2058. This will avoid placing immediate pressure on Member States' national finances and enable them to focus their efforts on the recovery.

*All amounts are in EUR billion, in current prices, as of November 2020.
Source: European Commission.*

HOW IS THE 2021-2027 BUDGET DIFFERENT FROM OTHER BUDGETS?

The 2021–2027 long-term budget is different from any previous budget because it has new priorities.

What does this mean? In the 1980s, the bulk of the EU budget went to agriculture and, as of the 1990s, to cohesion. While their share gradually declined over time, for a long time these areas still received over 70 % of the total budget. Eventually, spending was increased in areas such as research, trans-European networks and external action, and on programmes directly managed at EU level.

REINFORCING THE EU ADDED VALUE

When the EU pools its resources and finances in policy areas such as research and border protection at EU level, it achieves better results than the EU Member States could manage acting on their own. EU action in these policy areas brings EU added value. It therefore makes sense to finance more of such action at EU level.

This was the Commission's objective when it put forward its proposal for a 2021–2027 long-term budget back in May 2018. The proposal provided for a higher share of the budget to go to new and reinforced priorities compared to cohesion and agriculture.

As a result of this re-orientation towards an increased EU added value, 31.9 % of the 2021–2027 long-term budget is for research, education, border protection and much more. This share increases to more than 50% when NextGenerationEU funding is taken into account. The share allocated to economic, social and territorial cohesion is smaller, at 30.5 % and 30.9 % of the budget will go to the common agricultural policy. Both programmes have themselves been significantly modernised, with the objective of supporting the green and digital transitions.

This makes the current long-term budget a truly modern budget.

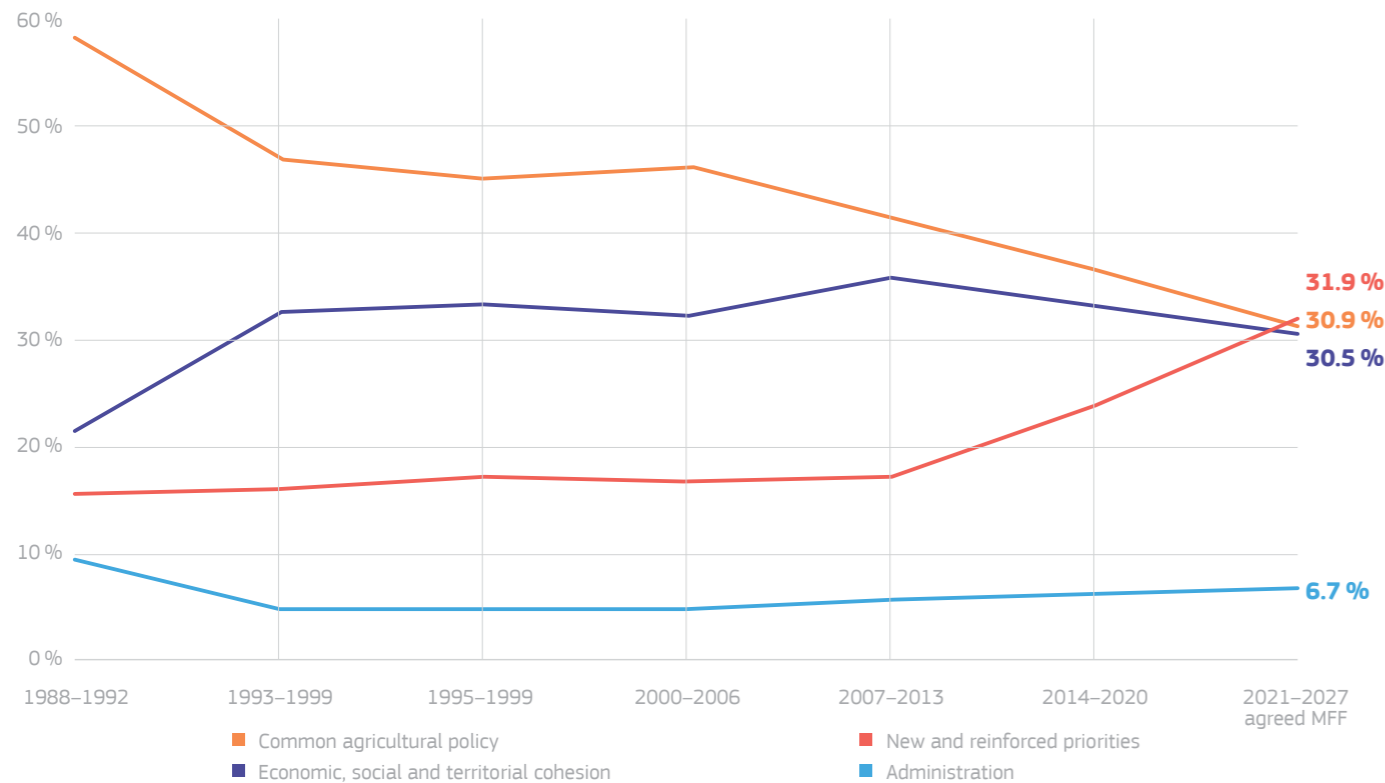


Chart: Share of the main policy areas in the multiannual financial frameworks
Source: European Commission.

More than **50 %** of the **long-term budget** and **NextGenerationEU** will go to **new priorities**. It will be spent on:

- research and innovation, via Horizon Europe;
- fair climate and digital transitions, via the Just Transition Fund and the digital Europe programme;
- preparedness, recovery and resilience, via the Recovery and Resilience Facility, the EU's Civil Protection Mechanism (rescEU) and the health programme, EU4Health.

30 % of the long-term budget and NextGenerationEU will be spent on **fighting climate change – the highest share ever, from the largest EU budget ever**. These funds are part of a major investment plan that the EU will put in place to green the economy.

It will combine EU and national public funds, and public and private investments to support the EU on its path to climate neutrality by 2050.

20 % of the Recovery and Resilience Facility funds will be invested in the EU's digital transformation. These funds will help the EU invest more in supercomputing, artificial intelligence, cybersecurity, advanced digital skills and the wider use of digital technologies across the economy and society.

In 2026 and 2027, 10 % of the annual spending under the long-term budget will contribute to halting and reversing the decline of biodiversity. Biodiversity is essential for life. Restoring forests, soils and wetlands and creating green spaces in cities will help the EU achieve its climate change mitigation and greening objectives.

WHO BENEFITS FROM THE EU BUDGET?

EVERYBODY BENEFITS FROM THE EU BUDGET AND NEXTGENERATIONEU

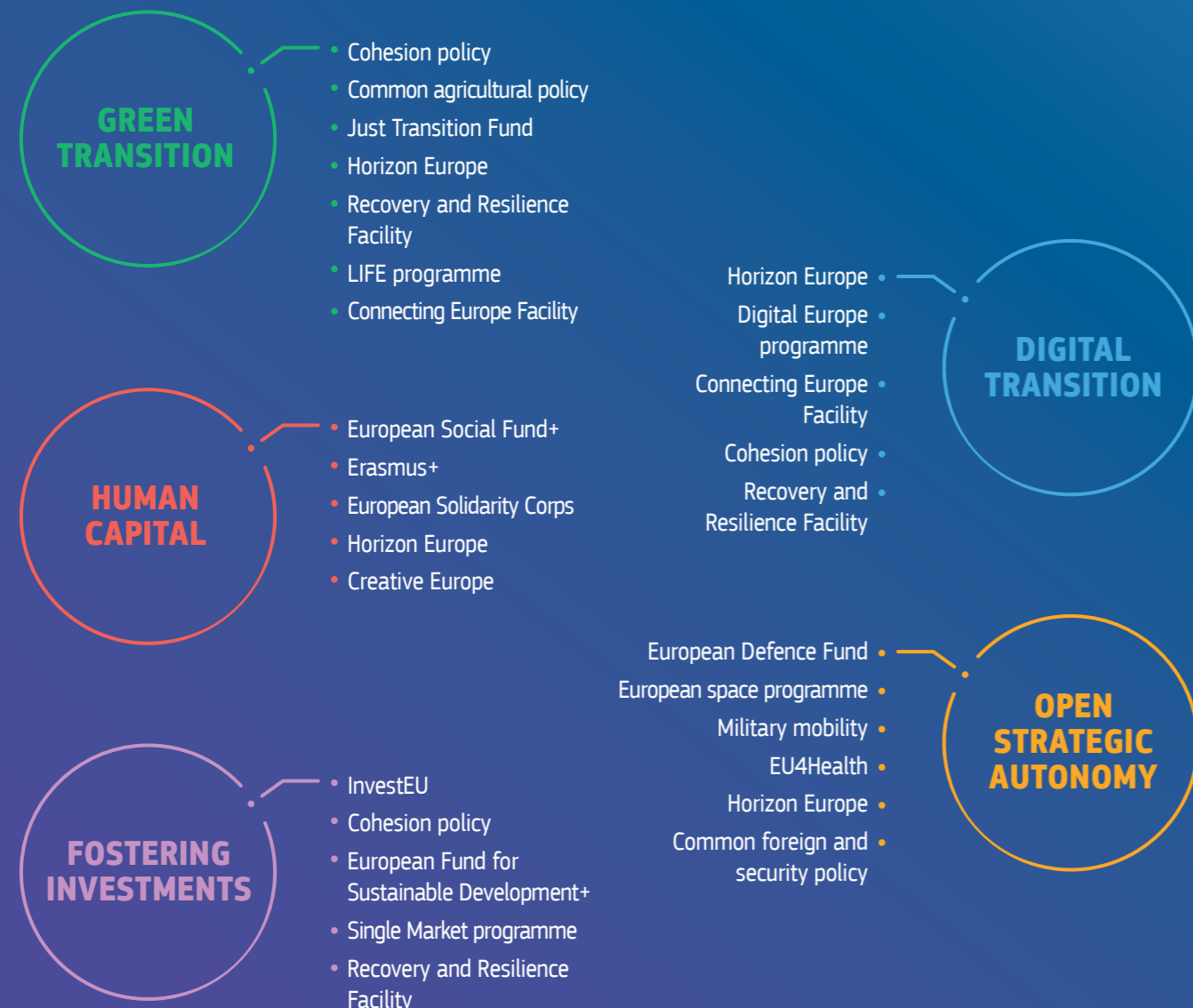
The EU budget is not a zero-sum game. Everybody is a winner, enjoying borderless travel, affordable phone calls from abroad and a coordinated EU response to the coronavirus pandemic and its consequences. All EU Member States benefit from being part of the single market, addressing the challenges of migration and fighting terrorism and climate change together, as well as from better roads, modernised public services and cutting-edge medical treatment.

In addition, hundreds of thousands of people in the EU directly benefit from EU funding. Many receive grants or advantageous EU-guaranteed loans

to carry out investment, research or educational projects. Farmers receive subsidies to continue producing high-quality, affordable food for all Europeans. Artists receive support to keep making award-winning cinema and theatre productions.

CROSS-CUTTING PRIORITY AREAS

To organise the funding efficiently, the EU budget is divided into headings – or spending categories – and programmes, which support groups of beneficiaries across EU policy areas. In principle, each programme supports a different policy area and group of beneficiaries. However, there are some cross-cutting priority areas that may receive funding from several programmes.



HOW DOES THE EUROPEAN COMMISSION PROTECT THE BUDGET?

For the European Commission, it is a priority to protect taxpayer's money and make sure that every euro from the budget is spent in line with the rules and generates added value. The Commission works closely with Member States and with the other EU institutions towards this objective.

EU Member States have a key role to play, as they manage, together with the European Commission, around three quarters of the budget, under the shared management principle. This means that Member States distribute the funds to beneficiaries. They are therefore on the front line, making sure the budget is spent where it is needed, by setting up the relevant management and control systems.

The Commission conducts audits and on-the-spot checks to make sure such procedures exist and that they are carried out in the right way. If the Commission discovers deficiencies, it can intervene by interrupting or

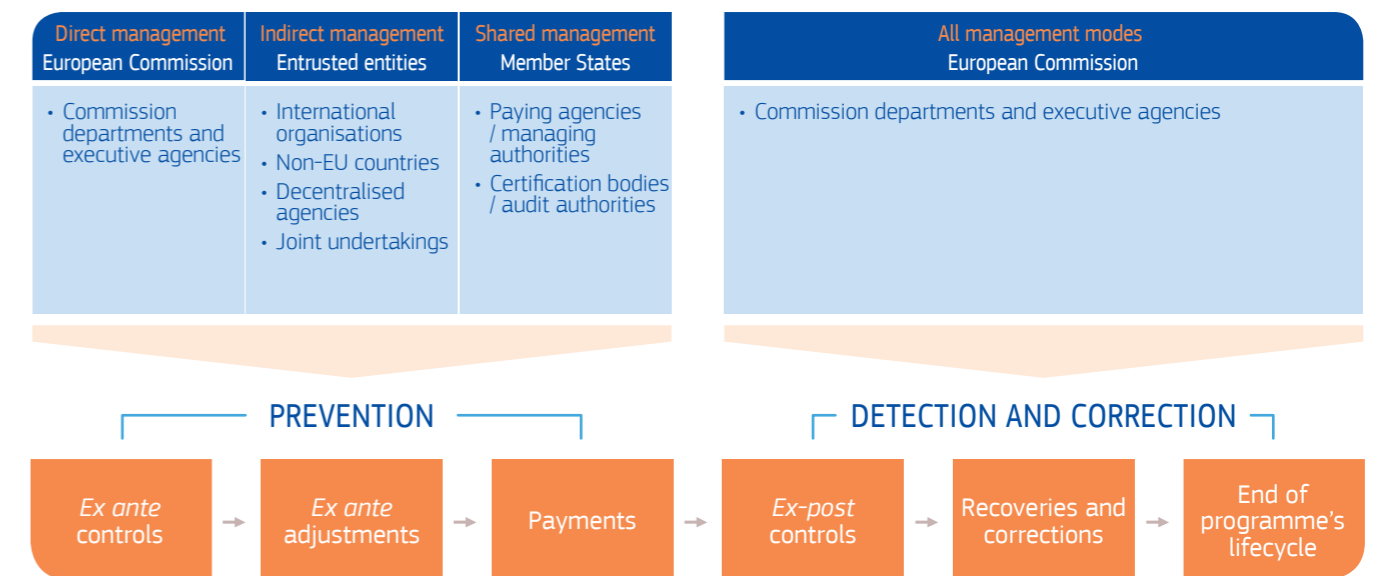
suspending payments to beneficiaries or Member States. This means temporarily stopping payments from EU funds, until the problems detected have been resolved. This is a preventive action.

The Commission can also take action after the payments have been made. If at a later stage the Commission spots that something has gone wrong, it can introduce financial corrections and recover the money already paid.

In the event of fraud, the European Anti-Fraud Office (OLAF) steps in to investigate, and if it confirms that fraud has been committed with EU money, the Commission starts working to recover the funds.

Since 2020, the European Public Prosecutor's Office works to investigate and prosecute misuse of EU funds. Its work is an additional guarantee that the EU budget is fully protected.

MANAGEMENT AND PROTECTION OF THE EU BUDGET



For the 2021–2027 budget and NextGenerationEU, an additional layer of protection has been introduced: Regulation (EU, Euratom) 2020/2092 on a general regime of conditionality for the protection of the Union budget. It makes sure that the EU is better able to deal with breaches of the principles of the rule of law that affect or risk affecting the EU budget.

Together with the other instruments already in place, it will make sure that every euro goes where it is needed and creates added value for the citizens.

2

ALLOCATIONS PER HEADING FOR 2021 TO 2027

KEY FEATURES

The programmes funded under the multiannual financial framework are grouped into seven headings, or expenditure categories, of the EU budget. Each one is dedicated to a specific policy area.

The seven headings are:

- Single Market, Innovation and Digital
- Cohesion, Resilience and Values
- Natural Resources and Environment
- Migration and Border Management
- Security and Defence
- Neighbourhood and the World
- European Public Administration

While NextGenerationEU is a separate instrument (see Section 1), its funding will be channelled through programmes that form part of the long-term budget. Several headings are therefore funded both under the multiannual financial framework and under NextGenerationEU. The overview below covers both instruments.

In addition, several programmes will benefit from additional allocations under MFFR Article 5 and from the reuse of decommitments under FR Article 15 and from potential reflows from the European Development Fund. The precise additional allocations will be established annually. The amounts given in this document are indicative approximations.

“The EU budget is for everybody – businesses, farmers, researchers and students. Let’s make the most of it!”

Johannes Hahn
European Commissioner for
Budget and Administration

HEADING 1

SINGLE MARKET, INNOVATION AND DIGITAL

EUR 149.51 billion

+ EUR 11.49 billion from NGEU +4.56 under MFFR Article 5 +0.56 from reuse of decommitments under FR Article 15

The EU wants to step up investment in areas such as research and innovation, digital transformation, strategic infrastructure and the single market, as they will be key to unlocking future growth. Programmes under this heading will help tackle shared challenges such as decarbonisation and demographic change, and boost the competitiveness of enterprises and small and medium-sized companies.

RESEARCH AND INNOVATION

EUR 93.72 billion

+ 5.41 from NGEU
+3.42 under MFFR Article 5
+0.56 from reuse of decommitments under FR Article 15

Horizon Europe
86.12 + 5.41 from NGEU
+3.42 under MFFR Article 5
+0.56 from reuse of decommitments under FR Article 15

Euratom
1.98
ITER
5.61

EUROPEAN STRATEGIC INVESTMENTS

EUR 32.98 billion

+ 6.07 from NGEU
+1.14 under MFFR Article 5

InvestEU Fund
3.07 + 6.07 from NGEU
+1.14 under MFFR Article 5
Connecting Europe Facility - Transport
12.83
Connecting Europe Facility - Energy
5.84
Connecting Europe Facility - Digital
2.06
Digital Europe programme
7.59

SINGLE MARKET

EUR 6.60 billion

Single market programme
4.21
EU anti-fraud Programme
0.18
Cooperation in the field of taxation (FISCALIS)
0.27
Cooperation in the field of customs (CUSTOMS)
0.95

SPACE

EUR 15.15 billion

European space programme
14.88

All amounts EUR billion, in current prices.
Note: Due to simplification purposes, some totals on the left column may not correspond with the sum of the separate figures on the right.
The complete allocations list is provided on page 54.

HEADING 2

COHESION, RESILIENCE AND VALUES

EUR 426.69 billion

+ 776.50 from NGEU

+6.84 under MFFR Article 5

Spending under this heading aims at strengthening the resilience and cohesion between the EU Member States. To this end, the funding helps reduce disparities in and between EU regions, and within and across Member States, and promote sustainable territorial development. In addition, by investing in the green and digital transition, young people, health and action to protect EU values, the programmes seek to make the EU more resilient to present and future challenges. Programmes such as the Recovery and Resilience Facility and REACT-EU, financed under NextGenerationEU, support important investments and reforms in the Member States.

REGIONAL DEVELOPMENT AND COHESION

EUR 274.27 billion

+ 50.62 from NGEU

European Regional Development Fund
226.05

Cohesion Fund
48.03

REACT EU
50,62 from NGEU

Support to the Turkish-Cypriot community
0.19

RECOVERY AND RESILIENCE

EUR 21.40 billion

+725.88 from NGEU

+3.30 under MFFR Article 5

Recovery and Resilience Facility
723.82 from NGEU (337.97 in grants and
385.85 in loans)

Technical support instrument
0.86

Protection of the euro against counterfeiting
0.01

Union Civil Protection Mechanism and rescEU
1.26 + 2.06 from NGEU

EU4Health
2.45 +3.30 under MFFR Article 5

INVESTING IN PEOPLE, SOCIAL COHESION AND VALUES

EUR 130.73 billion

+3.54 under MFFR Article 5

European Social Fund+
99.26

Erasmus +
24.57 +1.94 under MFFR Article 5

European solidarity corps
1.01

Creative Europe
1.84 +0.69 under MFFR Article 5

Justice, citizens, equality, rights and values
0.95 +0.91 under MFFR Article 5

All amounts EUR billion, in current prices.

Note: Due to simplification purposes, some totals on the left column may not correspond with the sum of the separate figures on the right.

The complete allocations list is provided on page 54.

HEADING 3

NATURAL RESOURCES AND ENVIRONMENT

EUR 401.00 billion

+ 18.94 from NGEU

The EU budget is and will continue to be a driver of sustainability, investing in sustainable agriculture and maritime sectors, along with climate action, environmental protection, food security and rural development. Some of the programmes under this heading support the EU's farming, agricultural and fisheries sectors and seek to make them more competitive (such as the common agricultural policy and the European Maritime, Fisheries and Aquaculture Fund). Other programmes are dedicated exclusively to the EU's environmental and climate objectives (such as the programme for environment and climate action (LIFE) and the Just Transition Fund).

AGRICULTURE AND MARITIME POLICY

EUR 385.77 billion

+ 8.07 from NGEU

European Agricultural Guarantee Fund
291.09

European Agricultural Fund for Rural Development
87.44 +8.07 from NGEU

European Maritime, Fisheries and Aquaculture Fund
6.11

ENVIRONMENT AND CLIMATE ACTION

EUR 14.48 billion

+ 10.87 from NGEU

Programme for Environment and Climate Action (LIFE)
5.43

Just Transition Fund
8.45 +10.87 from NGEU

All amounts EUR billion, in current prices.

Note: Due to simplification purposes, some totals on the left column may not correspond with the sum of the separate figures on the right.

The complete allocations list is provided on page 54.

HEADING 4

MIGRATION AND BORDER MANAGEMENT

EUR 25.70 billion

+1.14 under MFFR Article 5

Programmes under this heading seek to tackle the challenges linked to migration and the management of the EU's external borders. Under the 2021–2027 long-term budget, support for strengthening the EU's external borders is being increased in order to safeguard the asylum system within the EU. Member States also receive more EU funds to help them better manage migration into the EU.

MIGRATION

EUR 11.10 billion

Asylum, Migration and Integration Fund
9.88

BORDER MANAGEMENT

EUR 14.37 billion

+1,14 under MFFR Article 5

Integrated Border Management Fund
(Border management and visa instrument and
Customs control equipment instrument)
6.25 +1.14 under MFFR Article 5

HEADING 5

SECURITY AND DEFENCE

EUR 14.92 billion

This heading includes programmes whose role is to improve the security and safety of Europe's citizens, to strengthen Europe's defence capacities, and to provide the tools needed to respond to internal and external security challenges to which no Member State can respond on their own. To be ready to protect its citizens, Europe also needs to enhance its strategic autonomy, and build well-designed and streamlined defence instruments.

SECURITY

EUR 4.60 billion

Internal Security Fund
1.93
Nuclear decommissioning (Lithuania)
0.55
Nuclear safety and decommissioning (including
Bulgaria and Slovakia)
0.63

DEFENCE

EUR 9.64 billion

European Defence Fund
7.95
Military mobility
1.69

All amounts EUR billion, in current prices.

Note: Due to simplification purposes, some totals on the left column may not correspond with the sum of the separate figures on the right.
The complete allocations list is provided on page 54.

HEADING 6

NEIGHBOURHOOD AND THE WORLD

EUR 110.60 billion

+ 1.13 (indicative) from use of reflows from the European Development Fund

Programmes under this heading reinforce the EU socio-economic impact in its neighbourhood, in developing countries and the rest of the world. The heading also includes assistance for countries preparing for accession to the EU. Thanks to this funding, the EU can keep and even strengthen its role as a global player. The EU can also remain, together with its Member States, the world's leading development and humanitarian aid donor.

EXTERNAL ACTION

EUR 95.75 billion

+1.13 (indicative) from use of reflows from European
Development Fund

Neighbourhood, Development and International
Cooperation Instrument - Global Europe
79.46 +1.13 (indicative) from use of reflows from
European Development Fund
Humanitarian aid
11.57
Common foreign and security policy
2.68
Overseas countries and territories
0.50

PRE-ACCESSION ASSISTANCE

EUR 14.16 billion

Instrument for Pre-accession Assistance
14.16

HEADING 7

EUROPEAN PUBLIC ADMINISTRATION

EUR 82.47 billion

The European public administration plays a crucial role in helping the EU to deliver on its priorities, and to implement policies and programmes in the common European interest. At the same time, it remains relatively small in size compared to national or even many regional and local administrations. The budget for administration has been broadly stable over the years, accounting less than 7% of the spending under the long-term budget. In parallel, EU staff have been asked to deliver on more and more tasks.

This heading covers mainly the administrative expenditure of all EU institutions, as well as pensions of the retired EU officials.

European Schools and Pensions
19.48

Administrative expenditure of the institutions
62.99

All amounts EUR billion, in current prices.

Note: Due to simplification purposes, some totals on the left column may not correspond with the sum of the separate figures on the right.
The complete allocations list is provided on page 54.

3

THE FLEXIBILITY OF THE EU BUDGET EXPLAINED

The 2021–2027 budget includes flexibility mechanisms to ensure that it can address unexpected needs. These allow for additional financial support to be mobilised in case of unforeseen events such as natural disasters and emergencies. These **flexibility mechanisms**, also known as special instruments, ensure that the EU

budget is fit for the needs of tomorrow as well as the needs of today.

The maximum additional amount that can be used for special instruments in 2021–2027 will be around **EUR 21 billion** (in 2018 prices). It will be distributed between the following instruments.

FLEXIBILITY INSTRUMENTS

Flexibility Instrument

This instrument will be used to finance actions that cannot get funding via other sources of the budget. With an annual allocation of **EUR 0.92 billion** (in 2018 prices), it will help the EU respond to unforeseen challenges. In the past, it has been mobilised to address security threats and migration challenges.



Single Margin Instrument

This will allow for the efficient management of the margins under the long-term budget, i.e. the difference between the planned spending and the maximum amount that can be spent under each heading. This means that funding not used as planned can be redirected to where it is needed the most.



EMERGENCY INSTRUMENTS

European Globalisation Adjustment Fund

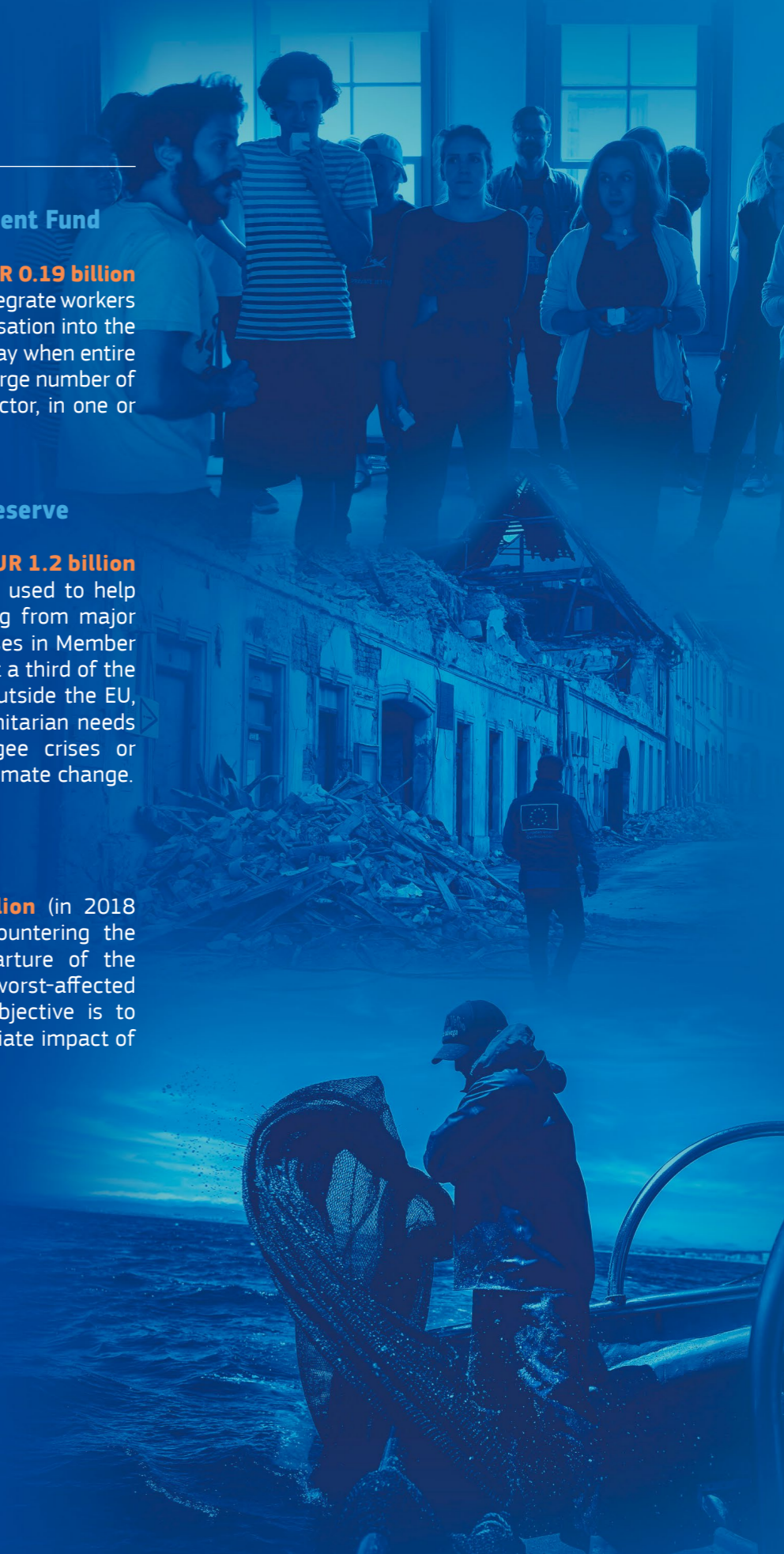
With a maximum annual amount of **EUR 0.19 billion** (in 2018 prices), this fund will help reintegrate workers who have lost their jobs due to globalisation into the labour market. It usually comes into play when entire companies are shut down or when a large number of workers are laid off in a particular sector, in one or more neighbouring regions.

Solidarity and Emergency Aid Reserve

With a maximum annual amount of **EUR 1.2 billion** (in 2018 prices), this reserve can be used to help tackle emergency situations resulting from major natural disasters or public health crises in Member States and accession countries. About a third of the funding will be reserved for action outside the EU, in light of the ever increasing humanitarian needs arising from conflicts, global refugee crises or worsening natural disasters due to climate change.

Brexit Adjustment Reserve

With an overall size of **EUR 5 billion** (in 2018 prices), this reserve is aimed at countering the adverse consequences of the departure of the United Kingdom from the EU in the worst-affected Member States and sectors. The objective is to help those in need handle the immediate impact of Brexit more easily.



4

SOURCES OF REVENUE FOR THE EU BUDGET

WHERE DOES THE REVENUE FOR THE EU BUDGET COME FROM?

There are three main sources of revenue for the EU budget – customs duties, contributions based on the value added tax (VAT) collected by Member States and direct payments from the national budgets (based on the gross national income (GNI) of each Member State). A new source of revenue, an ‘own resource’ based on volumes of non-recycled plastic, has been introduced as of 1 January 2021 and the EU institutions have agreed to consider introducing other new sources of revenue for the EU budget, closely linked to policy priorities.

Own resource based on customs duties

Customs duties have been an EU own resource since the 1970s. They arise from the EU’s commercial and trade policies and are levied on imports of products from non-EU countries.

Member States collect the customs duties on imports to the EU and transfer part of the amount to the EU budget. In the 2021–2027 period, Member States will keep 25 % of the customs duties collected to cover collection costs. In the past, customs duties have generated about 13 % of the revenue of the EU budget.

Gross National Income (GNI)-based own resource – direct contributions from Member States’ treasuries to the EU budget

Originally conceived as a compensatory mechanism, this has gradually become the main source of revenue for the EU budget, representing about 70 % of the revenue. It is calculated proportionally to Member States’ GNI, which is an indicator of the size of a country’s economy. Under this method, EU Member States therefore contribute to the EU budget proportionally to their economic strength.

Other sources of revenue

Revenue from competition and other fines, along with taxes on the salaries of EU officials, will continue to generate a small part of the revenue of the EU budget.

Contributions based on the value added tax (VAT) collected by Member States

The VAT-based own resource corresponds to a percentage levied on Member States’ VAT bases. For the 2021–2027 period, this stands at 0.3 % of the VAT bases of all Member States. In the past, the VAT-based own resource has accounted for some 12 % of the EU budget revenue.

A new national contribution based on non-recycled plastic packaging waste

This own resource is calculated based on the amount of non-recycled plastic packaging waste of each Member State as reported to Eurostat. A uniform call rate of EUR 0.80 per kilogram will be applied to the weight of the plastic packaging waste that is not recycled, with a mechanism in place to avoid excessive contributions from less wealthy Member States. It is expected to generate a revenue of some EUR 6 billion per year. This source of revenue is closely linked to the EU policy priorities. It should encourage Member States to reduce their packaging waste and stimulate the EU’s transition towards a circular economy.

HOW WILL NEXTGENERATIONEU BE FUNDED?

To finance NextGenerationEU, the European Commission will raise funds on the capital markets – up to EUR 750 billion in 2018 prices or up to EUR 806.9 billion in current prices.

The borrowed amounts will be repaid over a long-term period, until 2058. To help with the repayments, the EU will look into introducing **new own resources to the EU budget**.

POSSIBLE NEW RESOURCES FOR THE EU BUDGET:

The Commission has committed to tabling three proposals for new own resources by June 2021, as follows:



Carbon border adjustment mechanism

The carbon border adjustment mechanism would ensure that products imported from outside the EU incur the same costs for their CO2 emissions as EU products that are currently subject to the EU Emissions Trading System (ETS) (see below). This should cause the imported goods to be priced as they would be if they had been produced in the EU and ensure fairness for EU companies.



Digital levy

The digital levy would apply to some digital activities and ensure that all businesses, including digital ones, pay their fair share of tax.



EU Emissions Trading System (ETS)-based own resource

This own resource would be linked to the Emissions Trading System. The Emissions Trading System is the EU carbon market, through which companies buy or receive emission allowances. Allowances permit companies to emit a certain amount of greenhouse gases below an established cap that decreases over time. The Emissions Trading System has been successful in helping the EU to reduce greenhouse gas emissions. It is an important tool for the good functioning of the EU single market, by putting an equal price on CO2 emissions everywhere in the EU.

Further own resources, to be proposed by June 2024, could include a financial transaction tax, a financial contribution linked to the corporate sector or a new common corporate tax base.

HOW WILL THE BORROWING FOR NEXTGENERATIONEU WORK?

To fund NextGenerationEU, the EU will borrow funds on the capital markets.

The EU has been a long-standing participant on the capital markets. Until 2020, it was raising funds and channelling them in the form of back-to-back loans to its Member States and third countries.

In 2020, the EU started borrowing in large volumes for the first time, to finance its Instrument for Temporary Support to Mitigate Unemployment Risks in an Emergency (SURE programme). The funds raised are being paid as back-to-back loans to Member States and used to finance short-term employment schemes across the EU.

In both cases, the EU's high credit rating has helped obtain favourable financial terms.

For the NextGenerationEU borrowing, the EU will also count on its high credit rating to get favourable financial terms. To protect this rating, the EU will use the EU budget headroom as a guarantee.

The headroom is the difference between the maximum amount of revenue that the EU can raise to the EU budget and the actual spending from the EU budget. It therefore guarantees that the EU can always deliver on its commitments, no matter the circumstances.

To guarantee the borrowing under NextGenerationEU, the EU will have a headroom that is 0.6 percentage points higher above the standard one, for the period until 2058. This will help the EU guarantee the borrowing, retain its high credit rating and raise funds under more favourable market conditions than many individual Member States.

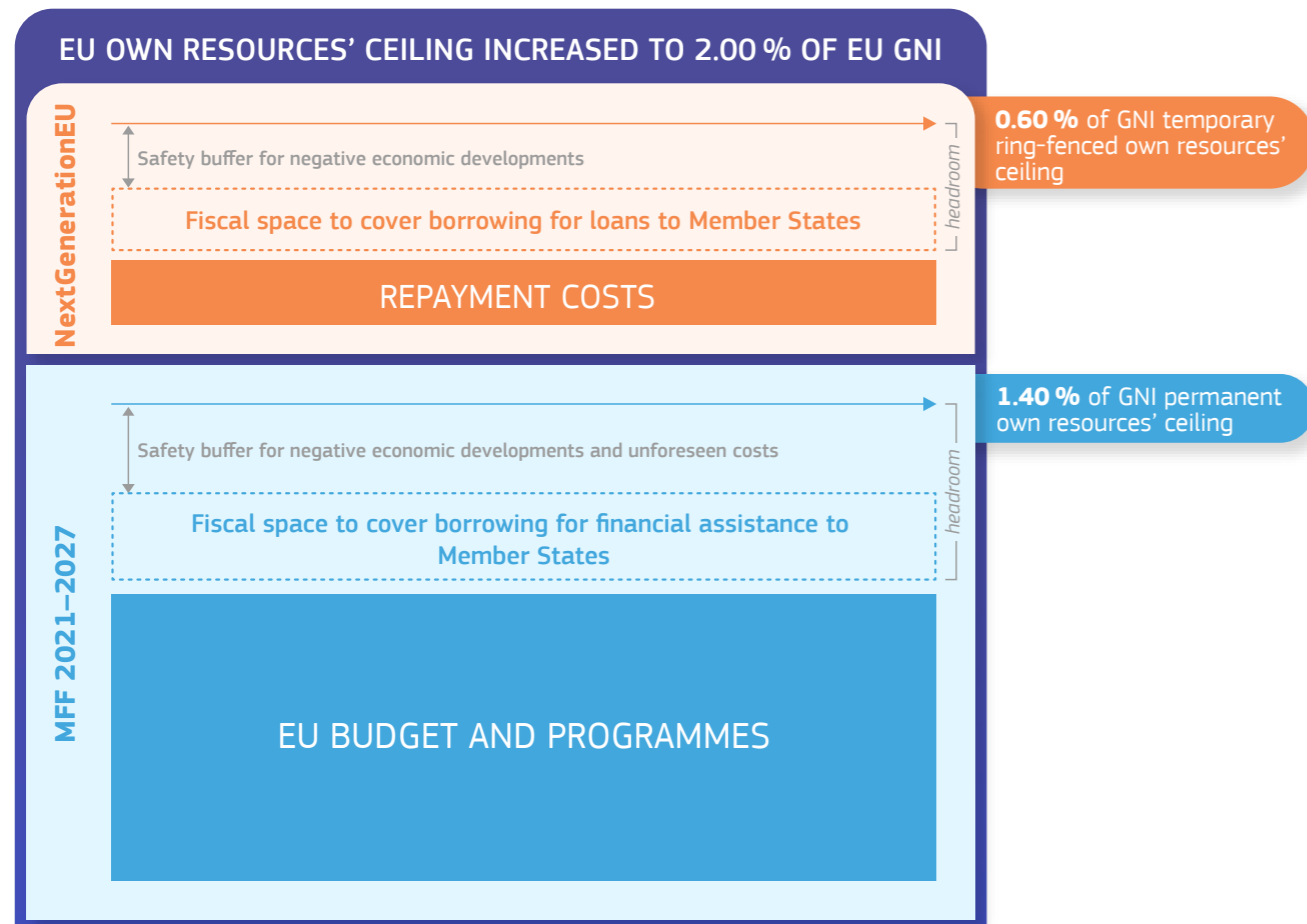


Chart: Increased ceiling for EU own resources
Source: European Commission.

PROGRAMMES PER HEADING (*)

*All amounts in current prices.

HEADING 1: Single Market, Innovation and Digital

Horizon Europe

BUDGET:	EUR 86.12 billion, + EUR 3.42 billion under MFFR Article 5, + EUR 0.56 billion from reuse of decommitments under FR Article 15(3), + EUR 5.41 billion from NextGenerationEU
OBJECTIVE:	Horizon Europe is the EU framework programme for research and innovation: it promotes excellence in research and provides essential support to top researchers and innovators to drive the systemic changes needed to ensure a green, healthy and resilient EU.
WHAT DOES IT DO?	Through the programme, the Commission provides funding in the form of grants, prizes and procurement to excellent researchers to promote their activities. It also provides funding to develop research infrastructure and foster mobility within the EU. Lastly, it supports partnerships between Member States, industry and other stakeholders to work jointly on research and innovation.
TYPE OF PROJECTS:	Research and innovation projects tackling societal challenges with an emphasis on EU industrial leadership, recovery, the green and digital transitions (e.g. high-performance computing, artificial intelligence, data and robotics, batteries, smart cities, cancer and rare diseases, carbon-neutral and circular industry, blue economy, etc.).
TYPE OF ACTIONS:	Networking and coordination, research, innovation, pilot actions, market deployment actions, training and mobility actions, dissemination and exploitation of results, etc.
TYPE OF RECIPIENTS:	Scientists and academics, research organisations, universities, industry, small and medium-sized enterprises, students, etc.
BUDGET IMPLEMENTATION:	The programme is implemented directly by the Commission or through funding bodies that the Commission designates responsible. The programme may provide funding in the form of grants, prizes, procurements and financial instruments.
MORE INFORMATION:	https://ec.europa.eu/info/funding-tenders/find-funding/eu-funding-programmes_en https://ec.europa.eu/info/horizon-europe_en

Euratom Research and Training Programme

BUDGET:	EUR 1.98 billion.
OBJECTIVE:	To pursue nuclear research and training activities to support continuous improvement of nuclear safety, security and radiation protection, and potentially contribute to the long-term decarbonisation of the energy system in a safe, efficient and secure way.
WHAT DOES IT DO?	The Euratom research and training programme complements Horizon Europe. It supports nuclear research and training in areas defined by the Euratom treaty, complementing actions by Member States.
TYPE OF PROJECTS:	Studies, training and other actions in the field of fusion and nuclear safety research, radioactive waste and spent fuel management, radiation protection and ionising radiation applications (e.g. nuclear medicine), nuclear capabilities and cross-cutting issues.
TYPE OF RECIPIENTS:	Scientists and academics in fusion and fission, research organisations, universities, industry, small and medium-sized enterprises, students, etc.
BUDGET IMPLEMENTATION:	The budget is implemented in the form of grants, prizes or procurements, both through direct management (i.e. managed directly by the Commission) and through indirect management (i.e. managed by a contracting authority.)
MORE INFORMATION:	https://ec.europa.eu/info/funding-tenders/find-funding/eu-funding-programmes_en https://ec.europa.eu/info/horizon-europe/euratom-research-and-training-programme_en

ITER

BUDGET:	EUR 5.61 billion.
OBJECTIVE:	ITER, a first-of-its-kind experimental device under construction in Saint-Paul-Léz-Durance, France, aims to prove the scientific and technological feasibility of nuclear fusion as a future energy source. This would be a major step towards showing that fusion is a sustainable energy source and can contribute to the EU's long-term goal of decarbonising the energy system.
WHAT DOES IT DO?	The programme covers the EU contribution to the ITER International Organization for the construction of the ITER facility, which includes procurement of equipment, installation and general technical and administrative support for the construction phase, as well as participation in commissioning and operations. The programme also covers other ITER-related activities, such as the 'broader approach' activities with Japan.
TYPE OF PROJECTS:	Studies, design, engineering, manufacturing, construction, assembly and installation of different components and systems of the ITER buildings, machine and plant.
TYPE OF RECIPIENTS:	Scientists, architects, engineers, construction and manufacturing companies, industry, etc.
BUDGET IMPLEMENTATION:	The ITER fund is implemented through indirect management, entrusted to the Fusion for Energy Joint Undertaking(F4E). The programme provides funding in the form of grants and procurements.
MORE INFORMATION:	https://ec.europa.eu/info/funding-tenders/find-funding/eu-funding-programmes_en https://www.iter.org https://ec.europa.eu/energy/topics/technology-and-innovation/fusion-energy-and-iter_en

InvestEU

BUDGET:	EUR 3.07 billion, + EUR 1.14 billion under MFFR Article 5, + EUR 6.07 billion from NextGenerationEU.
OBJECTIVE:	To carry out investments in sustainable infrastructure, research and innovation and digitisation, small and medium-sized enterprises and mid-caps, social investment and skills, across the EU.
WHAT DOES IT DO?	The InvestEU fund provides for an EU guarantee to support financing and investment operations, carried out by implementing partners that contribute to objectives of the EU's policies. Implementing partners and other financial intermediaries will provide finance as guarantees, loans, risk-sharing or equity. The InvestEU Advisory Hub provides advisory support for the development of investable projects and access to financing. The InvestEU Portal boosts the project's visibility to a large network of international investors.
TYPE OF PROJECTS:	Economically viable projects, both public and private, in areas where there are market failures or investment gaps, in four policy areas – sustainable infrastructure; research, innovation and digitisation; small and medium-sized enterprises; and social investment and skills – along with higher-risk projects in specific areas.
TYPE OF RECIPIENTS:	Public and private investors and project promoters, small and medium-sized enterprises and mid-caps, service providers and recipients of microfinance.
BUDGET IMPLEMENTATION:	The funds are allocated under the indirect management scheme through the European Investment Bank and the other implementing partners. The programme may provide funding in the form of grants and loans.
MORE INFORMATION:	https://ec.europa.eu/info/funding-tenders/find-funding/eu-funding-programmes_en https://europa.eu/investeu/home_en

HEADING 1: Single Market, Innovation and Digital

Connecting Europe Facility

BUDGET:	EUR 20.73 billion.
OBJECTIVE:	To accelerate investments in Europe's transport, energy and digital infrastructure networks. To support the twin green and digital transitions, by contributing to the ambitious infrastructure targets for the European Green Deal and the digital decade.
WHAT DOES IT DO?	The programme provides financial support, primarily in the form of grants, with different co-financing rates depending on the project type, to three main sectors: transport, energy, and digital. It supports the development of high-performing, sustainable and efficiently interconnected trans-European networks in the fields of transport and energy, along with digital connectivity projects of common interest.
TYPE OF PROJECTS:	Connecting Europe Facility studies and works are spread widely across the EU and certain neighbouring countries, with priority given to actions with the highest value for all of Europe, particularly those which complete missing cross-border links, remove bottlenecks or deploy EU-wide systems.
TYPE OF RECIPIENTS:	Industry, small and medium-sized enterprises, research organisations, other public and private entities established in a Member State or in a third country associated with the programme or created under EU law, and international organisations.
BUDGET IMPLEMENTATION:	The programme will primarily be implemented through direct management via executive agencies. The Connecting Europe Facility is implemented through a mix of grants, procurements and financial instruments.
MORE INFORMATION:	https://ec.europa.eu/info/funding-tenders/find-funding/eu-funding-programmes_en https://cinea.ec.europa.eu/connecting-europe-facility_en

Digital Europe programme

BUDGET:	EUR 7.59 billion.
OBJECTIVE:	To accelerate the recovery and drive the EU's digital transformation, to build the EU's strategic digital capacities and facilitate the wide deployment of digital technologies, to be used by EU citizens, businesses and public administrations.
WHAT DOES IT DO?	The digital Europe programme supports the strengthening of digital capacities for high-performance computing, artificial intelligence and cybersecurity, along with advanced digital skills and accelerating the adoption and best use of digital technologies.
TYPE OF PROJECTS:	Acquisition of exa-scale machines related to high-performance computing, set-up of data spaces and testing and experimentation facilities for artificial intelligence; setting up cybersecurity centres; master courses for use of advanced digital technologies; deployment of a network of European digital innovation hubs, offering public and private organisations support in their digital transformations; support for interoperability, in particular for public administrations; and more.
TYPE OF RECIPIENTS:	Public and private organisations, industry and small and medium-sized enterprises, scientists and academics, universities, etc.
BUDGET IMPLEMENTATION:	Funding is disbursed in the form of grants and procurements directly managed by the Commission, under the direct management scheme, or under indirect management for the high-performance computing and cybersecurity actions, by the European High-Performance Computing Joint Undertaking and the European Cybersecurity Competence Centre.
MORE INFORMATION:	https://ec.europa.eu/info/funding-tenders/find-funding/eu-funding-programmes_en https://digital-strategy.ec.europa.eu/en/activities/digital-programme

Single market programme

BUDGET:	EUR 4.21 billion.
OBJECTIVE:	To strengthen the governance and functioning of the single market. To implement, enforce and further develop rules in areas such as financial services, anti-money laundering, free movement of capital, consumer protection, food safety, animal and plant health, capacity-building joint actions between Member States and high-quality European statistics.
WHAT DOES IT DO?	The single market programme brings together programmes from different policy areas and provides a flexible financing framework. It creates synergies and efficient budgetary spending. Activities are united by shared objectives of regulating, facilitating and protecting various activities and actors within the internal market in order to preserve an internal market that continues to function without interruption, empowering and protecting stakeholders. A well-functioning single market, as the driver of the EU's competitiveness, should be the basis of the effective economic recovery of all ecosystems after the pandemic and the crisis it caused.
TYPE OF PROJECTS:	Studies, projects and actions contributing to maintaining a high level of food safety, higher protection for consumers and improved competitiveness of businesses, in particular small and medium-sized enterprises; improvement of the governance of the single market and compliance with rules; production of high-quality statistics and dissemination; development of European standards.
TYPE OF RECIPIENTS:	Individuals and businesses, consumer organisations, statistical institutes, standardisation organisations, authorities in the area of food and feed, animal health and welfare and plant health, the Enterprise Europe Network, etc.
BUDGET IMPLEMENTATION:	The programme is managed through both direct and indirect management. It provides funding in the form of grants, prizes and procurements.
MORE INFORMATION:	https://ec.europa.eu/info/funding-tenders/find-funding/eu-funding-programmes_en

EU anti-fraud programme

BUDGET:	EUR 0.18 billion.
OBJECTIVE:	To provide the necessary coordination of anti-fraud activities and financial, technical and information support to Member States in their efforts to protect the EU's financial interests.
WHAT DOES IT DO?	The programme supports Member States in purchasing specific anti-fraud equipment and organising specific training sessions, targeted conferences and studies. It also maintains the Irregularity Management System to facilitate the compliance of Member States with the obligation to report any irregularities detected. Finally, it maintains a platform for the exchange of mutual administrative assistance information and supports activities such as joint customs operations, providing training courses and meetings for operational actions.
TYPE OF PROJECTS:	Purchase of specialised and technically advanced equipment and effective IT tools for improving transnational and multidisciplinary cooperation, aimed at detecting and investigating irregularities, fraud and corruption detrimental to the EU's financial interests; actions supporting development of technical knowledge, such as staff exchanges, including the establishment of investigation teams and joint cross-border operations; specialised training, risk analysis workshops, seminars and comparative law studies.
TYPE OF RECIPIENTS:	EU public authorities involved in anti-fraud activities.
BUDGET IMPLEMENTATION:	The programme is implemented under direct management. It provides funding in the form of grants and procurements.
MORE INFORMATION:	https://ec.europa.eu/info/funding-tenders/find-funding/eu-funding-programmes_en

HEADING 1: Single Market, Innovation and Digital

Cooperation in the field of taxation (FISCALIS programme)

BUDGET:	EUR 0.27 billion.
OBJECTIVE:	The programme supports tax authorities and taxation in order to enhance the functioning of the internal market, fosters EU competitiveness and fair competition in the EU, protects the financial and economic interests of the EU and its Member States, including protecting those interests from tax fraud, tax evasion and tax avoidance, and improves tax collection.
WHAT DOES IT DO?	It supports tax policy and the implementation of EU law relating to taxation, fosters cooperation between tax authorities, including exchange of tax information, and supports administrative capacity building, including through human resources and the development and operation of European electronic systems.
TYPE OF PROJECTS:	It is an EU cooperation programme that primarily targets the Member States as beneficiaries. It provides support by means of, for example, meetings and similar ad hoc events; project-based structured collaboration; IT capacity-building actions, in particular the development and operation of European electronic systems; human resources and other capacity-building actions, including common training or development of e-learning; studies; innovation activities; and communication actions.
TYPE OF RECIPIENTS:	EU Member States and third countries associated with the programme tax authorities.
BUDGET IMPLEMENTATION:	The programme is implemented through direct management. It provides funding in the form of grants and procurements.
MORE INFORMATION:	https://ec.europa.eu/info/funding-tenders/find-funding/eu-funding-programmes_en https://ec.europa.eu/taxation_customs/taxation_en

Cooperation in the field of customs (CUSTOMS programme)

BUDGET:	EUR 0.95 billion.
OBJECTIVE:	The programme on cooperation in the field of customs (the CUSTOMS programme) helps safeguard the financial interests of the EU and of the Member States, and helps customs administrations protect the public against health, environmental and other threats in their role as guardians of the external EU border for goods
WHAT DOES IT DO?	It supports the EU customs union and customs authorities in working together and acting as one, primarily by providing collaboration forums for customs officials and by supporting the interoperable and interconnected EU customs information systems, which implement, inter alia, the requirements of the Union Customs Code with greater economies of scale and efficiency.
TYPE OF PROJECTS:	Actions such as seminars and workshops, expert networks, communities of interest, operational collaboration teams and project groups; IT capacity building, in particular the operation and development of electronic EU customs systems; human resources and other capacity-building actions, including training and exchange of best practices; studies; innovation activities; and communication actions.
TYPE OF RECIPIENTS:	EU Member States and third countries associated with the programme customs authorities.
BUDGET IMPLEMENTATION:	The programme is implemented through direct management. It provides funding in the form of grants and procurements.
MORE INFORMATION:	https://ec.europa.eu/info/funding-tenders/find-funding/eu-funding-programmes_en https://ec.europa.eu/taxation_customs/business/customs-cooperation-programmes_en

European space programme

BUDGET:	EUR 14.88 billion.
OBJECTIVE:	The EU space programme finances the space and ground infrastructure of Copernicus, Galileo, the European Geostationary Navigation Overlay Service (EGNOS) and the governmental satellite communications programme (GOVSATCOM). It tackles pressing societal challenges by investing in advanced technologies and innovation, providing useful services to citizens and guaranteeing EU strategic autonomy and industrial competitiveness.
WHAT DOES IT DO?	Ensures a globally competitive and innovative EU space sector, by investing in research and innovation and enabling businesses to access space data and promoting private investment for start-ups and small and medium-sized enterprises; reinforces the EU's autonomy through safe and secure access to space, supporting cost-effective, reliable and competitive EU launchers; provides improved positioning and timing information, enhances navigation signals to make them more accurate and reliable; ensures long-term availability of secure and cost-effective satellite communication services; offers space-based services and applications for smartphones and cars, along with rescue operations, timing and synchronisation of critical EU infrastructure; delivers useful data, information and management tools for EU policies for agriculture, environment, development and humanitarian aid, energy or coastal surveillance, smart cities, climate change adaptation, transport, border security and many other fields, including the IT sector, culture, and education.
TYPE OF PROJECTS:	Design, engineering, manufacturing and construction of space and ground infrastructure; development of service applications; research projects and studies; innovation activities; and communication actions.
TYPE OF RECIPIENTS:	EU space industry, manufacturers, businesses and start-ups; scientists and academics, etc.
BUDGET IMPLEMENTATION:	The budget is implemented mainly through indirect management with the future European Union Agency for the Space Programme (currently the European GNSS Agency), the European Space Agency, the European operational satellite agency for monitoring weather, climate and the environment from space, and other entrusted entities; a small part of the budget is implemented via direct management by the Commission. The programme provides funding in the form of grants and procurements.
MORE INFORMATION:	https://ec.europa.eu/info/funding-tenders/find-funding/eu-funding-programmes_en https://ec.europa.eu/defence-industry-space/eu-space-policy/eu-space-programme_en

HEADING 2: Cohesion, Resilience and Values

European Regional Development Fund

BUDGET:	EUR 226.05 billion.
OBJECTIVE:	To strengthen economic, social and territorial cohesion in the European Union by reducing economic, social and territorial disparities between its regions and supporting the full integration of less-developed regions within the EU's internal market.
WHAT DOES IT DO?	The European Regional Development Fund supports investment in, in particular, innovation and research, the digital transition, small and medium-sized enterprises, the environment and the net-zero-carbon economy. It also addresses economic, environmental and social problems in urban areas, with a special focus on sustainable urban development. In addition, it supports cooperation activities between regions in different Member States (under European territorial cooperation goal (Interreg)).
TYPE OF PROJECTS:	Productive investments in enterprises, infrastructure and public policies across a range of topics; consultancy services and advice; studies.
TYPE OF RECIPIENTS:	Regional public and private entities, with special attention paid to disadvantaged regions and areas, notably rural areas and areas suffering from natural or demographic handicaps and outermost regions; and, indirectly, EU citizens, public or private organisations and businesses.
BUDGET IMPLEMENTATION:	The fund is delivered through shared management. The co-legislators establish the legal framework and the overall funding, and determine the allocations by Member State and category of region. The Commission adopts the operational programmes and cooperates with Member States' administrations on the implementation. Funding is disbursed in the form of grants, procurements and financial instruments.
MORE INFORMATION:	https://ec.europa.eu/info/funding-tenders/find-funding/eu-funding-programmes_en https://ec.europa.eu/regional_policy/en/2021_2027/

Cohesion Fund

BUDGET:	EUR 48.03 billion, including EUR 11.29 transferred to the Connecting Europe Facility.
OBJECTIVE:	To strengthen the economic, social and territorial cohesion of the EU and its sustainable development by providing support to Member States with a gross national income per inhabitant below 90 % of the EU average.
WHAT DOES IT DO?	The Cohesion Fund mainly focuses on capital-intensive environmental and transport investments. EU resources are predominantly used to support investments through grants.
TYPE OF PROJECTS:	The Cohesion Fund finances investment projects in the environment and in the Trans-European Transport Networks (TEN-T), such as the railway axis Berlin-Verona.
TYPE OF RECIPIENTS:	Public and regional authorities in the following Member States: Bulgaria, Czechia, Estonia, Greece, Croatia, Cyprus, Latvia, Lithuania, Hungary, Malta, Poland, Portugal, Romania, Slovenia and Slovakia; and, indirectly, EU citizens, public organisations and businesses.
BUDGET IMPLEMENTATION:	The Cohesion Fund is delivered through shared management. The co-legislators establish the legal framework and the level of funding and determine the allocations by Member State and category of region. The Commission adopts the operational programmes and cooperates with Member States' administrations on the implementation. Funding is disbursed in the form of grants, procurements and financial instruments.
MORE INFORMATION:	https://ec.europa.eu/info/funding-tenders/find-funding/eu-funding-programmes_en https://ec.europa.eu/regional_policy/en/2021_2027/

Recovery assistance for cohesion and the territories of Europe (REACT-EU)

BUDGET:	EUR 50.62 billion from NextGenerationEU.
OBJECTIVE:	To provide additional funding in 2020 to 2022 for the existing 2014–2020 cohesion programmes under the European Regional Development Fund and the European Social Fund, as well as for the Fund for European Aid to the Most Deprived.
WHAT DOES IT DO?	Through this programme, the Commission will add fresh additional resources to existing cohesion policy programmes, which will not come at the expense of any other programme or resources planned for future years.
TYPE OF PROJECTS:	REACT-EU extends the crisis-response and crisis-repair measures delivered through the coronavirus response investment initiative (CRII) and the coronavirus response investment initiative plus (CRII+), and constitutes a bridge to the long-term recovery plan. The programme supports investment projects that foster crisis-repair capacities and contribute to a green, digital and resilient recovery of the economy, including support for maintaining jobs, short-time work schemes and support for the self-employed. It can also support job creation and youth employment measures, healthcare systems and the provision of working capital and investment support for small and medium-sized enterprises.
TYPE OF RECIPIENTS:	Public authorities in the Member States; and, indirectly, EU citizens, public or private organisations and businesses.
BUDGET IMPLEMENTATION:	REACT-EU is delivered through shared management. Funding is disbursed as a reinforcement of the 2014–2020 cohesion policy funding, in the form of grants, procurements and financial instruments.
MORE INFORMATION:	https://ec.europa.eu/regional_policy/en/newsroom/coronavirus-response/react-eu https://ec.europa.eu/commission/presscorner/detail/en/QANDA_20_948

Support to the Turkish Cypriot community

BUDGET:	EUR 0.19 billion.
OBJECTIVE:	To facilitate the reunification of Cyprus by encouraging the economic development of the Turkish Cypriot community, with particular emphasis on the economic integration of the island, improving contacts between the two communities and with the EU, and the preparation for adopting the EU body of laws (also referred to as the EU acquis) following a comprehensive settlement of the Cyprus issue.
WHAT DOES IT DO?	The aid programme fosters reunification efforts through a number of specific actions including the promotion of social and economic development in the Turkish Cypriot community; infrastructure investments; reconciliation, confidence building and support for civil society; bringing the Turkish Cypriot community closer to the EU, including by helping preparations for the implementation of EU law once a comprehensive settlement of the Cyprus issue is agreed.
TYPE OF PROJECTS:	Studies, services, supplies and work supporting the economic development of the Turkish Cypriot community.
TYPE OF RECIPIENTS:	The Turkish Cypriot community is the ultimate beneficiary, represented by, among others, non-governmental organisations, small and medium-sized enterprises, farmers, students and teachers.
BUDGET IMPLEMENTATION:	The budget will be implemented both through direct management by the Commission and through indirect management (through international organisations and Member States' agencies). Funding is disbursed in the form of grants, procurements and contribution agreements with international organisations and Member States' agencies.
MORE INFORMATION:	https://ec.europa.eu/info/funding-tenders/find-funding/eu-funding-programmes_en https://ec.europa.eu/info/funding-tenders/funding-opportunities/funding-programmes/overview-funding-programmes/aid-programme-turkish-cypriot-community_en

HEADING 2: Cohesion, Resilience and Values

Recovery and Resilience Facility

BUDGET:	EUR 723.82 billion from NextGenerationEU (EUR 337.97 billion in grants and EUR 385.85 billion in loans).
OBJECTIVE:	To mitigate the economic and social impact of the coronavirus pandemic and make EU economies and societies more sustainable, resilient and better prepared for the challenges and opportunities of the green and digital transitions.
WHAT DOES IT DO?	It supports public investments and reforms, as set out in the EU Member States' national recovery and resilience plans, aiming to ensure a sustainable and inclusive recovery that promotes the green and digital transitions. The investments and reforms financed by the Recovery and Resilience Facility will create jobs and ensure that the EU recovers from the crisis together, ready for the future.
TYPE OF PROJECTS:	Reforms and public investment projects that address the challenges identified in the European semester. It will back measures to build a green, digital and inclusive future. The measures supported will result in, among other benefits, faster internet, cleaner energy and transport, restoring our nature, renovating buildings, modern and digital public administrations, education and training and new technologies for the benefit of all Europeans.
TYPE OF RECIPIENTS:	EU Member States; and, indirectly, EU citizens, public or private organisations and businesses.
BUDGET IMPLEMENTATION:	The Recovery and Resilience Facility is implemented by the Commission through direct management. Funding is disbursed in the form of non-repayable financial support and loans.
MORE INFORMATION:	https://ec.europa.eu/info/funding-tenders/find-funding/eu-funding-programmes_en https://ec.europa.eu/info/business-economy-euro/recovery-coronavirus/recovery-and-resilience-facility_en

Technical Support Instrument

BUDGET:	EUR 0.86 billion.
OBJECTIVE:	Promote the EU's economic, social and territorial cohesion by supporting Member States' efforts to implement the reforms necessary to achieve economic and social recovery, resilience and upward economic and social convergence.
WHAT DOES IT DO?	The Cohesion Fund mainly focuses on capital-intensive environmental and transport investments. EU resources are predominantly used to support investments through grants.
TYPE OF PROJECTS:	Tailor-made expertise to support public authorities in their efforts to design and implement reforms in a broad range of policy domains. These include areas related to governance and public administration, revenue administration and public financial management, sustainable growth and the business environment, the labour market, education, health and social services, the financial sector and access to finance. Specific emphasis will be given to actions that foster the green and digital transitions.
TYPE OF RECIPIENTS:	Member States' authorities.
BUDGET IMPLEMENTATION:	The instrument is implemented under direct management by the European Commission and under indirect management by entrusting tasks to international organisations or other bodies. Funds are disbursed in the form of grants and procurements.
MORE INFORMATION:	https://ec.europa.eu/info/funding-tenders/find-funding/eu-funding-programmes_en https://ec.europa.eu/info/overview-funding-programmes/technical-support-instrument-tsi_en

Protection of the euro against counterfeiting

BUDGET:	EUR 0.01 billion.
OBJECTIVE:	To prevent and combat counterfeiting and related fraud and preserve the integrity of euro banknotes and coins. To strengthen the trust of citizens and business in the genuineness of banknotes and coins and enhance trust in the EU's economy, while ensuring the sustainability of public finances.
WHAT DOES IT DO?	It provides for exchange and dissemination of information, in particular through the organisation of workshops, meetings and seminars, including training, targeted placements and exchanges of staff of national authorities. It also provides technical, scientific and operational assistance. Finally, it purchases equipment to be used by specialised anti-counterfeiting authorities of third countries to protect the euro against counterfeiting.
TYPE OF PROJECTS:	The programme funds staff exchanges, seminars, training and studies for law enforcement and judicial authorities, banks and others involved in combating euro counterfeiting. Actions can take place in the euro area, in EU Member States outside the euro area and in third countries.
TYPE OF RECIPIENTS:	EU Member States' authorities.
BUDGET IMPLEMENTATION:	The programme is implemented through direct management by the European Commission. The funds are disbursed in the form of grants awarded to EU national authorities (in both the euro-area and the non-euro-area Member States).
MORE INFORMATION:	https://ec.europa.eu/info/funding-tenders/find-funding/eu-funding-programmes_en

Union Civil Protection Mechanism and rescEU

BUDGET:	EUR 1.26 billion, + EUR 2.06 billion from NextGenerationEU.
OBJECTIVE:	To strengthen cooperation between the EU and its Member States in the field of civil protection, to enhance both the protection from disasters and the management of current and emerging risks. It also fosters international cooperation in civil protection.
WHAT DOES IT DO?	The Union Civil Protection Mechanism intervenes in all phases of the disaster risk management cycle – prevention, preparedness and response – and can be activated by any country in the world hit by an emergency. Under the mechanism, rescEU provides a strategic reserve of capacities such as firefighting planes and helicopters, and stockpiles of protective and medical equipment, or capacities for addressing chemical, biological, radiological and nuclear incidents. RescEU provides a safety net when national capacities are overwhelmed. The newly created Union Civil Protection Knowledge Network also facilitates better coordination of these activities.
TYPE OF PROJECTS:	Training and exercises for civil protection experts; prevention activities, research, innovation and transfer of knowledge; support for transport and/or operational costs; financial support for rescue capacities registered in the European Civil Protection Pool (e.g. for medical emergencies, medical equipment, such as ventilators and personal protective equipment; for forest firefighting, assistance when wildfires overwhelm the response capacities of the affected countries), contributing to a more coordinated and predictable European response.
TYPE OF RECIPIENTS:	EU public and private entities, national civil protection capacities, health organisations, businesses, etc.
BUDGET IMPLEMENTATION:	The programme is implemented through direct management. RescEU assets are hosted by Member States and participating states, and financed by the EU budget in the form of grants and procurements. When the mechanism is activated, the Emergency Response Coordination Centre channels the assistance provided by the Member States and participating states.
MORE INFORMATION:	https://ec.europa.eu/info/funding-tenders/find-funding/eu-funding-programmes_en https://ec.europa.eu/echo/ Emergency Response Coordination Centre

HEADING 2: Cohesion, Resilience and Values

EU4Health

BUDGET:	EUR 2.45 billion, + EUR 3.30 billion under MFFR Article 5.
OBJECTIVE:	As the biggest EU health programme to date, EU4Health will make a significant contribution to the post-COVID-19 recovery. Four general objectives show the broad range and ambition of the programme: improve and foster health in the EU; protect people from serious cross-border health threats; improve access to medicinal products, medical devices and crisis-relevant products; strengthen health systems. The programme will apply, where possible, the 'one health' approach, recognising that human health is connected to animal health and to the environment.
WHAT DOES IT DO?	The Programme will work to prevent diseases and promote health and international health cooperation. It will support actions to prevent, prepare for and respond to cross-border health threats; complement national stockpiling of essential crisis-relevant products; and establish a reserve of medical, healthcare and support staff. EU4Health will make medicinal products, medical devices and crisis-relevant products more available and accessible. Finally, EU4Health will contribute to digitalising healthcare and equal access to healthcare and support evidence-based decision making.
TYPE OF PROJECTS:	The EU4Health programme will support a broad range of actions and initiatives under four overarching strands: crisis preparedness, disease prevention, health systems and healthcare workforce and digitalisation. Cancer is a major priority across all four strands.
TYPE OF RECIPIENTS:	EU4Health will be implemented by direct management and indirect management. The Programme will mainly be implemented by the European Health and Digital Executive Agency. Funding takes the form of grants, prizes and procurements. Direct grants may be signed with international organisations active in the area of health.
BUDGET IMPLEMENTATION:	EU4Health is implemented through direct management by the Commission and the European Health and Digital Executive Agency. Funding is disbursed in the form of grants, prizes and procurements. Direct grants may be signed with international organisations working in the area of health.
MORE INFORMATION:	https://ec.europa.eu/info/funding-tenders/find-funding/eu-funding-programmes_en https://ec.europa.eu/health/funding/eu4health_en

Erasmus+

BUDGET:	EUR 24.57 billion, + EUR 1.94 billion under MFFR Article 5.
OBJECTIVE:	Erasmus+ is the EU's programme to support education, training, youth and sport in Europe.
WHAT DOES IT DO?	Promotes learning mobility for individuals and groups, along with cooperation, quality, inclusion and equity, excellence, creativity and innovation. It promotes non-formal and informal learning mobility, active participation among young people and learning mobility of sports staff.
TYPE OF PROJECTS:	Cooperation, capacity building, student exchanges between universities, networking and policy support for organisations, and reforms in education, training, youth and sport.
TYPE OF RECIPIENTS:	Students, researchers and academics, universities and other organisations working in the field of higher education in the EU and the partner countries.
BUDGET IMPLEMENTATION:	The programme's activities are implemented through direct management and indirect management with the support of the Erasmus+ EU national agencies. Funding is disbursed in the form of grants, prizes and procurements.
MORE INFORMATION:	https://ec.europa.eu/info/funding-tenders/find-funding/eu-funding-programmes_en https://ec.europa.eu/programmes/erasmus-plus/

European Social Fund Plus

BUDGET:	EUR 99.26 billion.
OBJECTIVE:	The European Social Fund Plus (ESF+) is the EU's main instrument for investing in people, with the aim of building a more social and inclusive EU. The ESF+ will continue to provide an important contribution to the EU employment, social, education and skills policies, including structural reforms in these areas. The fund will also be one of the cornerstones of the EU's socioeconomic recovery from the coronavirus pandemic. As part of the cohesion policy, the ESF+ will also continue its mission to support economic, territorial and social cohesion in the EU – reducing disparities between Member States and regions.
WHAT DOES IT DO?	The ESF+ supports the following: social innovation; investments in young people to help them find a qualification and a good-quality job and improve their education, training and lifelong learning; investments in capacity building and transnational/cross-border cooperation to strengthen fair working conditions, foster equal labour-market opportunities and enhance labour mobility; combating child poverty and helping the most vulnerable in society who are suffering from job losses and income reductions; and providing food and basic material assistance to the most deprived, by integrating the current Fund for European Aid to the Most Deprived into the ESF+.
TYPE OF PROJECTS:	Studies, actions and training aimed at investing in people, creating and protecting jobs, promoting social inclusion, fighting poverty and developing the skills needed for the digital and green transitions. It will also include a more ambitious requirement for investing in young people and addressing child poverty, the purchasing and distribution of food and basic material assistance to the most deprived, etc.
TYPE OF RECIPIENTS:	Studies, actions and training aimed at investing in people, creating and protecting jobs, promoting social inclusion, fighting poverty and developing the skills needed for the digital and green transitions. It will also include a more ambitious requirement for investing in young people and addressing child poverty, the purchasing and distribution of food and basic material assistance to the most deprived, etc.
BUDGET IMPLEMENTATION:	Support under the ESF+ is implemented under shared management and indirect management. Funding is disbursed in the form of grants, procurements and financial instruments.
MORE INFORMATION:	https://ec.europa.eu/info/funding-tenders/find-funding/eu-funding-programmes_en https://ec.europa.eu/esf-plus

European solidarity corps

BUDGET:	EUR 1.01 billion.
OBJECTIVE:	The European solidarity corps is an EU funding programme for young people wishing to engage in solidarity activities in a variety of areas. These range from helping the disadvantaged and providing humanitarian aid, to contributing to health and environmental action across the EU and beyond.
WHAT DOES IT DO?	The programme finances projects to engage young people in solidarity activities addressing societal challenges through volunteering or by setting up their own solidarity projects. The programme's ambition is not only to be more inclusive but also to be greener and more digital.
TYPE OF PROJECTS:	Volunteering (including humanitarian aid) and solidarity projects.
TYPE OF RECIPIENTS:	Individuals aged 18 to 30 (35 for humanitarian aid) and organisations in the EU and the partner countries.
BUDGET IMPLEMENTATION:	Activities are rolled out through direct management by the Commission, as well as through indirect management with the support of a network of EU national agencies. Funding is disbursed mostly in the form of grants.
MORE INFORMATION:	https://ec.europa.eu/info/funding-tenders/find-funding/eu-funding-programmes_en https://europa.eu/youth/solidarity_en

HEADING 2: Cohesion, Resilience and Values

Citizens, equality, rights and values programme

BUDGET:	EUR 0.65 billion, + EUR 0.91 billion under MFFR Article 5.
OBJECTIVE:	To protect and promote rights and values as enshrined in the EU treaties and in the EU Charter of Fundamental Rights in order to sustain and further develop rights-based, democratic, equal and inclusive societies based on the rule of law.
WHAT DOES IT DO?	The programme supports civil society organisations active at local, regional, national and transnational levels in promoting EU values and rights. It raises awareness of equality and non-discrimination, the rights of the child, data protection, EU citizenship rights and our shared European history. It contributes to advancing gender and non-discrimination mainstreaming, and preventing and combating gender-based violence against women as well as all forms of violence against children and other groups at risk. It supports citizens' participation in democratic EU life.
TYPE OF PROJECTS:	Training, capacity building and exchange of good practices, town twinning, raising peoples' awareness about their rights and the benefits that EU policies will bring to their daily lives, and supporting the development of knowledge-based EU policies and legislation through surveys, studies and analyses.
TYPE OF RECIPIENTS:	Civil society organisations, European networks, public authorities, including equality and human rights bodies, local authorities, academia / research institutes and think tanks.
BUDGET IMPLEMENTATION:	The programme is managed directly by the Commission and the European Education and Culture Executive Agency (formerly the Education, Audiovisual and Culture Executive Agency). Funds are disbursed in the form of grants, prizes and procurements.
MORE INFORMATION:	https://ec.europa.eu/info/funding-tenders/find-funding/eu-funding-programmes_en https://ec.europa.eu/info/funding-tenders/opportunities/portal/screen/programmes/cerv

Justice programme

BUDGET:	EUR 0.30 billion.
OBJECTIVE:	To support further development of an EU area of justice based on the rule of law and mutual recognition and trust. To facilitate access to justice and promote judicial training and judicial cooperation in civil and criminal matters, and the effectiveness of national justice systems.
WHAT DOES IT DO?	The programme funds activities that ensure the full and consistent application and enforcement of EU law and promote the smooth functioning of the EU area of justice. This includes improving mutual trust and ensuring efficient judicial cooperation in civil and criminal matters, improving the knowledge of the judiciary and judicial staff of EU law, and promoting cross-border cooperation. It also funds activities to facilitate effective and non-discriminatory access to justice for all.
TYPE OF PROJECTS:	Actions supporting training of justice professionals, stakeholder dialogue and expert meetings and preparation and dissemination of technical guidelines; capacity building of key EU judicial networks (such as the European Judicial Training Network); development and use of digital tools in complementarity with the digital Europe programme and the maintenance and extension of the e-Justice portal.
TYPE OF RECIPIENTS:	Public authorities, justice professionals and their representative bodies and training bodies, academia / research institutes and civil society organisations, etc.
BUDGET IMPLEMENTATION:	The programme is managed directly by the Commission. Funding is disbursed in the form of grants, prizes and procurements.
MORE INFORMATION:	https://ec.europa.eu/info/funding-tenders/find-funding/eu-funding-programmes_en https://ec.europa.eu/info/departments/justice-and-consumers/justice-and-consumers-funding-tenders_en

Creative Europe

BUDGET:	EUR 1.84 billion, + EUR 0.69 billion under MFFR Article 5.
OBJECTIVE:	To optimise the potential of Europe's cultural and creative sectors by offering opportunities for operators to develop technologically and artistically through innovative trans-border initiatives. To exchange, co-produce and distribute European works and make them accessible to a wide and diverse audience.
WHAT DOES IT DO?	Creative Europe provides support to the cultural and creative sectors. Its MEDIA subprogramme is designed to support European film and other audiovisual industries. It provides funding for the development, promotion and distribution of European works within Europe and beyond. It also contributes to boosting European talents via training programmes, along with contributing to film education, heritage and audience development. The 'culture' subprogramme is designed to support cultural sector initiatives and promote cross-border cooperation, platforms, networking and literary translation. The cross-sectoral strand is designed to exploit the potential of collaboration among different cultural and creative sectors (including news media) and to address the common challenges they face.
TYPE OF PROJECTS:	Actions promoting excellence in the field of culture; projects aiming at developing innovative audiovisual content; support to the news media sector, fostering pluralism, cross-border collaboration and promotion of media literacy. In order to increase the visibility of Europe's cultural and audiovisual sectors, the European Commission rewards achievement, highlights excellence and raises awareness of Europe's culture and heritage through different awards.
TYPE OF RECIPIENTS:	Media, artists, cultural and creative organisations within the EU and beyond, films and music industry and networks, etc.
BUDGET IMPLEMENTATION:	The programme is managed directly by the Commission and the European Education and Culture Executive Agency (formerly the Education, Audiovisual and Culture Executive Agency). Funds are disbursed in the form of grants, prizes and procurements. The Creative Europe desks contribute to the programme's implementation.
MORE INFORMATION:	https://ec.europa.eu/info/funding-tenders/find-funding/eu-funding-programmes_en https://ec.europa.eu/culture/creative-europe https://ec.europa.eu/programmes/creative-europe/contact_en (Creative Europe desks)

HEADING 3: Natural Resources and Environment

European Agricultural Guarantee Fund

BUDGET:	EUR 291.09 billion (before transfers between the common agricultural policy pillars).
OBJECTIVE:	To support viable farm income and resilience across the EU to enhance food security through the common agricultural policy. To contribute to meeting EU environment and climate objectives via greening (until 2022) and via eco-schemes and conditionality as of 2023. Achieving a higher environmental ambition, addressing climate change and the protection of natural resources and biodiversity are priorities in the future common agricultural policy that will enter into force in 2023.
WHAT DOES IT DO?	The European Agricultural Guarantee Fund (EAGF) supports EU farmers through different payment schemes. It also funds measures to support and stabilise agricultural markets, including public intervention buying, private storage aid, sector-specific exceptional support measures, the EU school fruit, vegetables and milk scheme, information and promotion actions, etc.
TYPE OF PROJECTS:	The EAGF supports EU farmers through different payment schemes, including a basic payment scheme, a payment for sustainable farming methods (under 'green direct payments', 30 % of direct payments are targeted at practices beneficial for the environment and climate) and a payment for young farmers. All payments are subject to compliance with EU rules on food safety, environmental protection and animal welfare. They are crucial for keeping farmers in business, as farming incomes are significantly below the average income in the EU.
TYPE OF RECIPIENTS:	EU farmers and rural stakeholders.
BUDGET IMPLEMENTATION:	The EAGF is primarily implemented under shared management with the Member States.
MORE INFORMATION:	https://ec.europa.eu/info/funding-tenders/find-funding/eu-funding-programmes_en https://ec.europa.eu/info/food-farming-fisheries/key-policies/common-agricultural-policy_en https://ec.europa.eu/info/food-farming-fisheries/sustainability/modernising-agriculture_en https://ec.europa.eu/info/food-farming-fisheries/key-policies/common-agricultural-policy/financing-cap_en

European Agricultural Fund for Rural Development

BUDGET:	EUR 87.44 billion (before transfers between the common agricultural policy pillars), + EUR 8.07 billion from NextGenerationEU.
OBJECTIVE:	To support the transition towards a fully sustainable agricultural sector and the development of vibrant rural areas.
WHAT DOES IT DO?	The European Agricultural Fund for Rural Development (EAFRD) finances the common agricultural policy's contribution to the EU's rural development objectives: improving the competitiveness of agriculture, encouraging sustainable management of natural resources and climate action and achieving balanced socioeconomic development of rural areas and communities.
TYPE OF PROJECTS:	The EAFRD provides assistance to farmers and inhabitants of rural areas to increase sustainability and competitiveness, including through the following: boosting the use of digital and technological tools; actions improving the attractiveness of rural areas both for living and for job creation; support for innovation and diversification of on-farm activities; village revitalisation; protection of the environment and biodiversity; and actions aiming at restoring, preserving and enhancing ecosystems related to agriculture and forestry with a positive impact on biodiversity, soil, water and air.
TYPE OF RECIPIENTS:	EU farmers and rural stakeholders.
BUDGET IMPLEMENTATION:	The EAFRD is primarily implemented under shared management with the Member States.
MORE INFORMATION:	https://ec.europa.eu/info/funding-tenders/find-funding/eu-funding-programmes_en https://ec.europa.eu/info/food-farming-fisheries/key-policies/common-agricultural-policy/rural-development_en https://ec.europa.eu/info/food-farming-fisheries/sustainability_en

European Maritime, Fisheries and Aquaculture Fund

BUDGET:	EUR 6.11 billion.
OBJECTIVE:	To facilitate the sustainable use and management of marine resources, the development of a resilient blue economy, and international cooperation towards healthy, safe and sustainably managed oceans.
WHAT DOES IT DO?	The fund supports actions and investments that contribute to the protection of marine biodiversity and to sustainable and low-impact fishing and aquaculture activities. It also promotes the supply of high-quality and healthy seafood products to European consumers, supports the development of a sustainable blue economy in coastal communities and contributes to maritime surveillance and international cooperation on ocean governance.
TYPE OF PROJECTS:	Actions supporting improvement of fishing gear, facilities and practices; innovation and sustainability of the blue economy sector; improvement of aquaculture facilities and greening of the sector; and quality and sustainability of marine food sources.
TYPE OF RECIPIENTS:	Stakeholders involved in the exploitation and management of marine resources, in particular fishers, aquaculture farmers, coastal communities, civil society organisations, marine scientists and public authorities.
BUDGET IMPLEMENTATION:	87 % of the budget is implemented under shared management. 13 % is implemented under direct management. Funding is disbursed in the form of grants and procurements.
MORE INFORMATION:	https://ec.europa.eu/info/funding-tenders/find-funding/eu-funding-programmes_en https://ec.europa.eu/oceans-and-fisheries/funding/emfaf_en

Programme for environment and climate action (LIFE)

BUDGET:	EUR 5.43 billion.
OBJECTIVE:	To achieve the shift towards a sustainable, circular, energy-efficient, renewable-energy-based, climate-neutral and resilient economy. To protect, restore and improve the quality of the environment, including the air, water and soil. To halt and reverse biodiversity loss and to tackle the degradation of ecosystems.
WHAT DOES IT DO?	The LIFE programme's financial allocation is implemented via four subprogrammes: nature and biodiversity, circular economy and quality of life, climate change mitigation and adaptation, and clean energy transition.
TYPE OF PROJECTS:	Actions aiming at nature conservation, development of circular economy, clean energy transition and fighting against climate change; support to innovative technologies, development of best practices; coordination and capacity building; support to the implementation of environmental and climate plans developed at regional, multiregional or national levels.
TYPE OF RECIPIENTS:	EU national or local authorities, private commercial organisations and private non-commercial organisations (e.g. non-governmental organisations).
BUDGET IMPLEMENTATION:	The budget of the LIFE programme is implemented through direct management. Funding is disbursed in the form of grants, procurements and prizes.
MORE INFORMATION:	https://ec.europa.eu/info/funding-tenders/find-funding/eu-funding-programmes_en

HEADING 3: Natural Resources and Environment

Just Transition Fund

BUDGET:	EUR 8.45 billion + EUR 10.87 billion from NextGenerationEU.
OBJECTIVE:	To support the transition towards climate neutrality by alleviating the socioeconomic impacts of the transition in the regions most affected.
WHAT DOES IT DO?	The Commission provides grants that are disbursed to the Member States in line with their territorial just transition plans. These plans identify the eligible territories, i.e. those expected to be the most negatively impacted by the green transition.
TYPE OF PROJECTS:	Actions aiming at economic diversification and reconversion of the territories concerned: backing productive investments in small and medium-sized enterprises, creation of new firms, research and innovation, environmental rehabilitation, clean energy projects, up- and reskilling of workers, job-search assistance and active inclusion of jobseekers' programmes, as well as the transformation of existing carbon-intensive installations in cases where this transformation leads to substantial emission cuts and job protection.
TYPE OF RECIPIENTS:	National and local authorities; businesses and start-ups in the regions where the magnitude and impact of the climate transition are greatest.
BUDGET IMPLEMENTATION:	The budget is implemented through shared management. Funding is disbursed in the form of grants, procurements and financial instruments.
MORE INFORMATION:	https://ec.europa.eu/info/funding-tenders/find-funding/eu-funding-programmes_en https://ec.europa.eu/info/strategy/priorities-2019-2024/european-green-deal/actions-being-taken-eu/just-transition-mechanism/just-transition-funding-sources_en https://ec.europa.eu/regional_policy/en/2021_2027/

HEADING 4: Migration and Border Management

Asylum, Migration and Integration Fund

BUDGET:	EUR 9.88 billion.
OBJECTIVE:	To contribute to the efficient management of migration and to the implementation, strengthening and development of the common policy on asylum and the common immigration policy, in line with the relevant provisions of the EU acquis and fully respecting the international obligations of the EU and the Member States arising from international agreements to which they are parties.
WHAT DOES IT DO?	The fund strengthens and develops all aspects of the Common European Asylum System (including its external dimension) along with legal migration to Member States, promotes the integration and social inclusion of third-country nationals and initial reintegration into third countries, enhances return and readmission along with solidarity and fair sharing of responsibility between Member States and counters illegal immigration.
TYPE OF PROJECTS:	A wide range of initiatives, such as the improvement of accommodation and reception services for asylum seekers, information measures and campaigns in third countries on legal migration channels, education and language training for third-country nationals, specialised support for vulnerable persons, unaccompanied children and victims of trafficking, information exchange and cooperation between EU Member States and training.
TYPE OF RECIPIENTS:	State and federal authorities, local public bodies, non-governmental organisations, humanitarian organisations, private and public law companies and education and research organisations.
BUDGET IMPLEMENTATION:	The fund is managed under direct, indirect and shared management. The resources are allocated to the national programmes under shared management and to a thematic facility to be used for specific actions. Funding is disbursed in the form of grants and procurements.
MORE INFORMATION:	https://ec.europa.eu/info/funding-tenders/find-funding/eu-funding-programmes_en https://ec.europa.eu/home-affairs/financing/funding_en

INTEGRATED BORDER MANAGEMENT FUND

The Integrated Border Management Fund is made up of two components: the Border Management and Visa Instrument and the Customs Control Equipment Instrument.

Border Management and Visa Instrument

BUDGET:	EUR 5.24 billion, + EUR 1.14 billion under MFFR Article 5.
OBJECTIVE:	To ensure strong and effective integrated European border management at the external borders while safeguarding the free movement of people within the borders, and fully respecting the relevant provisions of the EU acquis and the international obligations of the EU and the Member States arising from international agreements to which they are parties.
WHAT DOES IT DO?	The fund supports border management at the external borders in order to facilitate legitimate border crossings, prevents and detects illegal immigration and cross-border crime and manages migratory movements; it supports the common visa policy with regard to issuing visas and facilitating legitimate travel while helping prevent migratory and security risks.
TYPE OF PROJECTS:	Support for the European Border and Coast Guard Agency, the interoperability of EU information systems, including the Entry/Exit System, the Visa Information System, the European Travel Information and Authorisation System, Eurodac and the Schengen Information System, and training and deployment of experts.
TYPE OF RECIPIENTS:	EU national authorities responsible for border management, including coastguards, to the extent that they carry out border control tasks, the national authorities responsible for returns and the European Border and Coast Guard Agency, other state and federal authorities, local public bodies, non-governmental organisations, international organisations, EU agencies, private and public law companies, networks and education and research organisations.
BUDGET IMPLEMENTATION:	The fund is managed under direct, indirect and shared management. The resources are allocated to the national programmes under shared management and to a thematic facility to be used for specific actions. Funding is disbursed in the form of grants and procurements.
MORE INFORMATION:	https://ec.europa.eu/info/funding-tenders/find-funding/eu-funding-programmes_en https://ec.europa.eu/home-affairs/financing/funding_en

Customs Control Equipment Instrument

BUDGET:	EUR 1.01 billion.
OBJECTIVE:	This newly established programme will aim to contribute to protecting the financial and economic interests of the EU and its Member States, to ensure security and safety within the EU and to protect it from illegal trade while facilitating legitimate business activity. In particular, it will contribute to achieving adequate and equivalent results across customs controls, thereby supporting the customs authorities in acting as one to protect the interests of the EU with a view to the long-term aim of harmonised application of customs controls by the Member States.
WHAT DOES IT DO?	It supports the Member States in purchasing, maintaining or upgrading relevant, modern, reliable and sustainable customs control equipment for border crossing points and customs laboratories. The equipment purchased through the programme will help the Member States address new challenges and improve the overall performance of the customs union.
TYPE OF PROJECTS:	The purchase, maintenance or upgrade of customs control equipment for border crossing points and for customs laboratories.
TYPE OF RECIPIENTS:	EU Member States' customs authorities.
BUDGET IMPLEMENTATION:	The programme is implemented through direct management. Funding is disbursed in the form of grants and procurements.
MORE INFORMATION:	https://ec.europa.eu/taxation_customs/customs-control-equipment-instrument_en ; https://europa.eu/ddd77jU

HEADING 5: Security and defence

Internal Security Fund

BUDGET:	EUR 1.93 billion.
OBJECTIVE:	To contribute to ensure a high level of security in the EU, in particular by preventing and combating terrorism and radicalisation, serious and organised crime and cybercrime, and by assisting and protecting victims of crime as well as by preparing for, protecting against and effectively managing security-related incidents, risks and crises.
WHAT DOES IT DO?	The fund improves/facilitates exchange of information (between Member States' authorities, relevant EU bodies, third countries and international organisations); improves/intensifies cross-border cooperation, including joint operations in relation to terrorism and serious and organised crime with a cross-border dimension; and strengthens Member States' capabilities to prevent/combat crime, terrorism and radicalisation as well as manage security-related incidents, risks and crises.
TYPE OF PROJECTS:	A wide range of initiatives, such as setting up and running IT systems, joint operations and investigation teams, acquisition of operational equipment, promoting and developing training schemes and ensuring administrative and operational coordination and cooperation and exchange of best practices.
TYPE OF RECIPIENTS:	State/federal police, customs and other specialised law enforcement services (including national cybercrime units, antiterrorism and other specialised units), local public bodies, non-governmental organisations, international organisations, EU agencies, private and public law companies, networks, research institutes and universities.
BUDGET IMPLEMENTATION:	The fund is managed under direct, indirect and shared management. The resources are allocated to the national programmes under shared management and to a thematic facility to be used for specific actions. Funding is disbursed in the form of grants and procurements.
MORE INFORMATION:	https://ec.europa.eu/info/funding-tenders/find-funding/eu-funding-programmes_en https://ec.europa.eu/home-affairs/financing/funding_en

Nuclear decommissioning

BUDGET:	EUR 1.18 billion (Includes nuclear safety actions).
OBJECTIVE:	To ensure the safe closure of eight old Soviet-design nuclear reactors, protecting the environment and human health. To ensure the decommissioning of, and safe management of radioactive waste from, obsolete Joint Research Centre (the European Commission's science and knowledge service) nuclear research installations.
WHAT DOES IT DO?	It provides EU funds for decommissioning and waste management, to support knowledge sharing and synergies and to build a safer EU.
TYPE OF PROJECTS:	Decommissioning of the Kozloduy (Bulgaria), Bohunice (Slovakia) and Joint Research Centre (under the nuclear decommissioning and waste management programme) and Ignalina (Lithuania) nuclear power plants, with a specific emphasis on managing the radiological safety challenges.
TYPE OF RECIPIENTS:	Public authorities in Bulgaria, Lithuania and Slovakia; Joint Research Centre nuclear research sites.
BUDGET IMPLEMENTATION:	The Commission manages the nuclear decommissioning assistance programmes in Bulgaria, Lithuania and Slovakia by entrusting implementation tasks to the European Bank for Reconstruction and Development in all three Member States, to the Central Project Management Agency in Lithuania, and to the Slovak Innovation and Energy Agency in Slovakia. In the case of the Joint Research Centre, the budget is implemented through direct management. Funding is disbursed in the form of grants and procurements.
MORE INFORMATION:	https://ec.europa.eu/info/funding-tenders/find-funding/eu-funding-programmes_en Nuclear decommissioning and waste management programme Nuclear decommissioning assistance programme in Lithuania

European Defence Fund

BUDGET:	EUR 7.95 billion.
OBJECTIVE:	The new European Defence Fund will support collaborative defence research and development actions and will promote cross-border cooperation throughout the EU. The programme design will ensure participation of defence companies of all sizes, including small and medium-sized enterprises and mid-caps, across the EU, strengthening and stimulating the opening of supply chains and boosting the competitiveness of the European defence industry, and contribute to delivering state-of-the-art and interoperable defence technologies and equipment in line with Member States' needs.
WHAT DOES IT DO?	The European Defence Fund will provide funding in the form of grants and financially support consortia, with special attention given to supporting disruptive defence technologies. The fund was preceded by two pilot programmes with limited durations and budgets – the European defence industrial development programme and the preparatory action on defence research.
TYPE OF PROJECTS:	Collaborative defence research projects; joint development of defence products and technologies.
TYPE OF RECIPIENTS:	Industry consortia, companies of all sizes, including small and medium-sized enterprises and mid-caps, research centres and universities.
BUDGET IMPLEMENTATION:	The budget is implemented through direct management and, in substantiated cases, through indirect management for specific actions. It will financially support consortia primarily in the form of grants.
MORE INFORMATION:	https://ec.europa.eu/info/funding-tenders/find-funding/eu-funding-programmes_en https://ec.europa.eu/defence-industry-space/eu-defence-industry_en

HEADING 6: Neighbourhood and the world

Neighbourhood, Development and International Cooperation Instrument – Global Europe

BUDGET:	EUR 79.46 billion, + EUR 1.13 billion (*) from use of reflows from the European Development Fund.
OBJECTIVE:	To uphold and promote the EU's values, principles and fundamental interests worldwide in order to pursue the objectives and principles of its external action. Specific objectives include the eradication of poverty, consolidating, supporting and promoting peace, democracy, the rule of law and respect for human rights, sustainable development and the fight against climate change. The instrument will contribute to the promotion of multilateralism, the achievement in particular of the sustainable development goals, the United Nations 2030 agenda, the Paris Agreement on climate change and stronger partnerships with third countries, including with the European neighbourhood, based on mutual interests and ownership, with a view to fostering stabilisation, good governance and building resilience.
WHAT DOES IT DO?	The instrument promotes cooperation with partner countries in the following regions: the European neighbourhood, sub-Saharan Africa, Asia and the Pacific and the Americas and the Caribbean.
TYPE OF PROJECTS:	Thematic actions focusing on human rights and democracy, civil society, stability and peace, as well as on global challenges such as health, education and training, women and children, work, social protection, culture, migration and climate change. The rapid-response component aims at strengthening the resilience of crisis-affected countries, linking humanitarian and development actions and addressing foreign policy needs and priorities.
TYPE OF RECIPIENTS:	Third countries and beneficiaries around the world, with a particular focus on least-developed countries; international organisations, private bodies, etc.
BUDGET IMPLEMENTATION:	At least 25 % of the budget is allocated specifically to neighbouring countries and at least 36 % specifically to sub-Saharan Africa. A target of 93 % of all funds must go towards official development assistance, 30 % towards climate-related projects and, indicatively, 10 % towards addressing migration and forced displacement, including fighting the root causes. Funding is provided in the form of grants, procurements and budgetary support to partner countries.
MORE INFORMATION:	https://ec.europa.eu/info/funding-tenders/find-funding/eu-funding-programmes_en

(*) This amount is purely indicative.

Humanitarian aid

BUDGET:	EUR 11.57 billion.
OBJECTIVE:	Based on international humanitarian principles and as set out in the European Consensus on Humanitarian Aid, the EU provides needs-based humanitarian assistance to people hit by human-caused crises and natural hazards, paying particular attention to the most vulnerable victims.
WHAT DOES IT DO?	Humanitarian interventions, which mainly consist of funding projects carried out by humanitarian organisations, most of the time in complex, risky contexts. This funding makes the EU – its Member States and its institutions collectively – the leading donor of humanitarian aid in the world.
TYPE OF PROJECTS:	Actions in the field of food and nutrition, shelter, healthcare (including the humanitarian response to COVID-19), water and sanitation, in countries outside of the EU; education and training. Disaster-preparedness activities, empowering communities or individuals to better respond and cope with the immediate aftermath of a disaster.
TYPE OF RECIPIENTS:	Over 200 partner organisations, including United Nations agencies, other international organisations, including the Red Cross and the Red Crescent movement, and non-governmental organisations. A minimum of 10 % of the EU humanitarian aid budget goes to projects on education in emergencies. Over the past 6 years, over 9.5 million children in 59 countries benefited from such education projects.
BUDGET IMPLEMENTATION:	The EU humanitarian aid operations are implemented through direct and indirect management. Funding is disbursed in the form of grants and procurements.
MORE INFORMATION:	https://ec.europa.eu/info/funding-tenders/find-funding/eu-funding-programmes_en https://ec.europa.eu/echo/ Communication on the EU's humanitarian action

European Instrument for International Nuclear Safety Cooperation

BUDGET:	EUR 0.30 billion.
OBJECTIVE:	To ensure the safety and security of EU citizens and protect the environment.
WHAT DOES IT DO?	The instrument promotes a culture of nuclear safety and radiation protection, safe management of radioactive waste and the application of effective and efficient safeguards for nuclear materials in third countries.
TYPE OF PROJECTS:	Transfer of EU expertise; promotion of transparency in nuclear-related decision-making; support for the production and implementation of radioactive waste management strategies and remediation of former nuclear sites and installations; establishment of efficient and effective safeguards for nuclear material in third countries.
TYPE OF RECIPIENTS:	Nuclear regulatory authorities in the partner countries.
BUDGET IMPLEMENTATION:	The Commission manages these programmes through direct management from headquarters and/or through the EU delegations, and under indirect management by entities such as the EU Member States' agencies or international organisations that ensure a level of protection of the EU's financial interests equivalent to that under direct management. Indirect management may also be entrusted to partner countries or the bodies they designate. Innovative financial instruments, including in partnership with the European Bank for Reconstruction and Development and other international financial institutions, will be used for blending activities.
MORE INFORMATION:	Nuclear decommissioning and waste management programme Nuclear decommissioning assistance programme in Lithuania

HEADING 6: Neighbourhood and the world

Common foreign and security policy

BUDGET:	EUR 2.68 billion.
OBJECTIVE:	To help the EU assume its role as a global player as envisaged under Article 21 of the Treaty on European Union 'to preserve peace, prevent conflicts and strengthen international security', thereby contributing to a 'stronger Europe in the world'.
WHAT DOES IT DO?	Different types of civilian common security and defence policy missions, depending on the mandate from the Council of the European Union, EU special representatives, stabilisation actions and multilateral and bilateral non-proliferation and disarmament projects. These are implemented through agreements with international organisations, notably within the United Nations.
TYPE OF PROJECTS:	Technical assistance projects, capacity building, training and transfer of skills; actions contributing to strengthening of the capacities of states to improve the safety and security of ammunition stockpiles, thus contributing to the global reduction of the risk of accidental explosions and illicit diversion, ensuring safer communities and more stable states and societies; provision of experts, election observers, police officers and rule-of-law experts.
TYPE OF RECIPIENTS:	International organisations, including the Ammunition Management Advisory Team, the European Union Advisory Mission in support of sector reform in Iraq – one of the 11 ongoing civilian missions under the EU's common security and defence policy – and EU election observation missions such as the one deployed in Ghana in December 2020.
BUDGET IMPLEMENTATION:	The budget is implemented through indirect management for civilian common security and defence policy, through direct management for election observation missions and through both indirect and direct management for non-proliferation and disarmament actions. Funding is disbursed in the form of grants and procurements.
MORE INFORMATION:	https://ec.europa.eu/info/funding-tenders/find-funding/eu-funding-programmes_en https://ec.europa.eu/fpi/what-we-do/common-foreign-and-security-policy-preserving-peace-and-security_en EU Advisory Mission – Iraq EU election observation mission to Ghana

Overseas countries and territories (including Greenland)

BUDGET:	EUR 0.50 billion.
OBJECTIVE:	To promote the economic and social development of the EU's 13 overseas countries and territories (OCTs), to increase their resilience and competitiveness, and reduce their economic and environmental vulnerability.
WHAT DOES IT DO?	The bulk of the funding will support actions in areas of mutual interest to OCTs and the EU – green, digital, sustainable growth and human development. EU funds will also support OCTs in building their capacities and promoting their cooperation with their regional partners.
TYPE OF PROJECTS:	The types of actions supported are determined in a programming exercise in consultation with the OCTs: for instance, in Greenland, EU budget support helps implement education-sector reforms, leading to increased education levels and resulting in better prospects for pupils and students. The Caribbean and Pacific regional programmes help address sustainable energy, marine biodiversity, resilience and climate change challenges.
TYPE OF RECIPIENTS:	Various stakeholders in the EU's 13 OCTs.
BUDGET IMPLEMENTATION:	A primary financing modality is budget support through direct management by the partner OCTs.
MORE INFORMATION:	https://ec.europa.eu/info/funding-tenders/find-funding/eu-funding-programmes_en

Pre-accession assistance

BUDGET:	EUR 14.16 billion.
OBJECTIVE:	Pre-accession assistance supports the EU candidate countries and potential candidates (Albania, Bosnia and Herzegovina, Kosovo (*), Montenegro, North Macedonia, Serbia and Turkey) in transforming their societies, legal systems and economies on the path to EU membership. It is an investment in the future of the EU, making Europe safer and more prosperous by supporting the stability and prosperity of our closest neighbours. It also helps the EU reach its own objectives, such as peace and stability, sustainable economic growth and combating climate change.
WHAT DOES IT DO?	It facilitates political, institutional, social and economic reforms, fosters sustainable socioeconomic development and brings the societies closer to the European Union's values and standards. The key areas of support are (1) the rule of law, fundamental rights and democracy; (2) good governance, alignment with EU legislation, good neighbourly relations and strategic communication; (3) a green agenda and sustainable connectivity; (4) competitiveness and inclusive growth; (5) territorial and cross-border cooperation.
TYPE OF PROJECTS:	Actions in the field of technical assistance, capacity building, transfer of know-how, investments in infrastructure, etc.
TYPE OF RECIPIENTS:	Civil society and media organisations, small and medium-sized enterprises, vulnerable groups, scientists, artists, farmers and students in the EU candidate countries and potential candidates.
BUDGET IMPLEMENTATION:	Pre-accession assistance is managed by the European Commission and the EU delegations (direct management), as well as the national authorities of EU candidate countries and potential candidates, international organisations and Member States' agencies (indirect management). It is primarily implemented through grants, procurements, budget support, contributions to EU Trust Funds and to financial instruments, and guarantees.
MORE INFORMATION:	https://ec.europa.eu/info/funding-tenders/find-funding/eu-funding-programmes_en https://ec.europa.eu/neighbourhood-enlargement/instruments/overview_en

(* This designation is without prejudice to positions on status, and is in line with UNSCR 1244/1999 and the ICJ Opinion on the Kosovo declaration of independence.

MULTIANNUAL FINANCIAL FRAMEWORK
2021-2027 AND NextGenerationEU
(in commitments)

Multiannual financial framework 2021-2027 and NextGenerationEU (in commitments) - in million EUR, current prices (*)

	2021	2022	2023	2024	2025	2026	2027	2021-2027
1. SINGLE MARKET, INNOVATION AND DIGITAL	20 919	21 288	21 125	20 984	21 272	21 847	22 077	149 512
1. Research and Innovation	12 637	12 718	13 268	13 440	13 577	14 001	14 080	93 720
Horizon Europe	11 507	11 737	11 971	12 352	12 599	12 851	13 108	86 123
<i>In addition, allocation under NGEU</i>	<i>1 804</i>	<i>1 786</i>	<i>1 822</i>	-	-	-	-	<i>5 412</i>
<i>In addition, allocation under MFFR Article 5 (illustrative annual breakdown)</i>	-	<i>542</i>	<i>553</i>	<i>564</i>	<i>575</i>	<i>586</i>	<i>598</i>	<i>3 418</i>
<i>In addition, indicative reuse of decommitments under FR Article 15(3)</i>	<i>75.8</i>	<i>77.3</i>	<i>78.8</i>	<i>80.4</i>	<i>82.0</i>	<i>83.7</i>	<i>85.6</i>	<i>564</i>
Euratom Research and Training Programme	266	271	276	281	288	294	305	1 981
ITER	864	710	1 020	806	690	856	667	5 614
Other	0.3	0.3	0.3	0.3	0.3	0.3	0.3	2
2. European Strategic Investments	5 133	5 359	4 582	4 343	4 431	4 519	4 610	32 978
InvestEU Fund	1 029	1 049	190	194	198	202	206	3 068
<i>In addition, allocation under NGEU</i>	<i>1 783</i>	<i>1 818</i>	<i>2 473</i>	-	-	-	-	<i>6 074</i>
<i>In addition, allocation under MFFR Article 5 (illustrative annual breakdown)</i>	-	<i>181</i>	<i>185</i>	<i>189</i>	<i>192</i>	<i>196</i>	<i>198</i>	<i>1 141</i>
Connecting Europe Facility - Transport	1 725	1 760	1 795	1 831	1 869	1 906	1 944	12 830
Connecting Europe Facility - Energy	785	800	817	834	850	867	885	5 838
Connecting Europe Facility - Digital	277	283	289	295	301	306	314	2 065
Digital Europe Programme	1 104	1 248	1 269	963	982	1 001	1 021	7 588
Other	22	23	23	24	24	25	25	165
Decentralised agencies	191	195	199	203	207	212	216	1 424
3. Single Market	894	910	926	944	960	977	993	6 604
Single Market Programme (including COSME)	575	584	592	601	610	620	626	4 208
EU Anti-Fraud Programme	24	24	25	26	26	27	29	181
Cooperation in the field of taxation (FISCALIS)	36	37	38	38	39	40	41	269
Cooperation in the field of customs (CUSTOMS)	127	130	133	136	138	141	144	950
Other	11	11	11	12	12	12	12	81
Decentralised agencies	120	124	127	132	134	137	140	915
4. Space	2 035	2 076	2 119	2 164	2 208	2 253	2 298	15 152
European Space Programme	1 999	2 039	2 081	2 126	2 168	2 212	2 255	14 880
Decentralised agencies	36	37	37	38	40	41	43	272
MARGIN	221	226	229	94	96	97	96	1 059
2. COHESION, RESILIENCE AND VALUES	52 786	55 314	57 627	60 761	63 387	66 536	70 283	426 694
5. Regional Development and Cohesion	35 404	36 563	37 755	39 066	40 417	41 810	43 250	274 267
European Regional Development Fund	29 240	30 178	31 142	32 201	33 292	34 416	35 578	226,047
Cohesion Fund	6 138	6 359	6 586	6 838	7 097	7 365	7 643	48 026
<i>Of which contribution to the Connecting Europe Facility - Transport</i>	<i>1 442</i>	<i>1 494</i>	<i>1 548</i>	<i>1 607</i>	<i>1 668</i>	<i>1 731</i>	<i>1 796</i>	<i>11 286</i>
REACT-EU								-
<i>In addition, allocation under NGEU</i>	<i>39 795</i>	<i>10 824</i>	-	-	-	-	-	<i>50 620</i>
Support to the Turkish Cypriot community	26	27	27	28	28	29	29	193
6. Recovery and Resilience	885	1 268	1 864	3 047	3 667	4 750	5 916	21 396
Recovery and Resilience Facility (including Technical Support Instrument)	116	119	121	123	126	128	130	864
<i>In addition, GRANT allocation under NGEU (indicative annual instalments)</i>	<i>116 070</i>	<i>118 391</i>	<i>103 508</i>	-	-	-	-	<i>337 969</i>
<i>In addition, LOAN allocation under NGEU (indicative annual instalments)</i>	<i>191 017</i>	<i>194 838</i>	-	-	-	-	-	<i>385 855</i>
Protection of the Euro Against Counterfeiting	0.8	0.9	0.9	0.9	0.9	0.9	0.9	6
Financing and repayment - NextGenerationEU	111	460	1 036	2 073	2 675	3 738	4 884	14 976
EU Civil Protection Mechanism (rescEU)	90	95	102	237	242	246	251	1 263
<i>In addition, allocation under NGEU</i>	<i>686</i>	<i>679</i>	<i>692</i>	-	-	-	-	<i>2 056</i>
EU4Health	327	336	343	349	356	363	371	2 446
<i>In addition, allocation under MFFR Article 5 (illustrative annual breakdown)</i>	-	<i>523</i>	<i>534</i>	<i>544</i>	<i>555</i>	<i>566</i>	<i>580</i>	<i>3 302</i>
Decentralised agencies	228	246	250	251	256	260	265	1 756
Other	11	12	12	12	12	13	13	84
7. Investing in People, Social Cohesion and Values	16 554	17 426	17 949	18 588	19 241	19 914	21 055	130 726
European Social Fund+	12 915	13 307	13 710	14 146	14 594	15 056	15 533	99 261
<i>Of which employment and social innovation</i>	<i>102</i>	<i>104</i>	<i>107</i>	<i>109</i>	<i>111</i>	<i>113</i>	<i>115</i>	<i>762</i>
Erasmus+	2 663	3 116	3 292	3 475	3 663	3 858	4 507	24 574
<i>In addition, allocation under MFFR Article 5 (illustrative annual breakdown)</i>	-	<i>307</i>	<i>313</i>	<i>319</i>	<i>326</i>	<i>332</i>	<i>341</i>	<i>1 938</i>
European Solidarity Corps	136	138	141	144	147	150	153	1 009
Creative Europe	306	313	235	240	244	249	254	1 842
<i>In addition, allocation under MFFR Article 5 (illustrative annual breakdown)</i>	-	<i>109</i>	<i>111</i>	<i>113</i>	<i>115</i>	<i>118</i>	<i>120</i>	<i>686</i>
Justice, Rights and Values	134	135	135	136	136	136	135	947
<i>In addition, allocation under MFFR Article 5 for Rights and Values (illustrative annual breakdown)</i>	-	<i>144</i>	<i>147</i>	<i>150</i>	<i>153</i>	<i>156</i>	<i>162</i>	<i>912</i>
Other	187	189	191	192	194	196	197	1 347
Decentralised agencies	213	228	244	256	262	269	276	1 747
MARGIN	-57	57	59	60	61	62	63	305

	2021	2022	2023	2024	2025	2026	2027	2021-2027
3. NATURAL RESOURCES AND ENVIRONMENT	58 624	56 519	56 849	57 003	57 112	57 332	57 557	400 996
8. Agriculture and Maritime Policy	56 638	54 494	54 727	54 828	54 876	55 027	55 176	385 766
European Agricultural Guarantee Fund (EAGF)	40 924	41 257	41 518	41 649	41 781	41 913	42 047	291 089
European Agricultural Fund for Rural Development (EAFRD)	14 788	12 109	12 109	12 109	12 109	12 109	12 109	87 441
<i>In addition, allocation under NGEU</i>	<i>2 388</i>	<i>5 683</i>	-	-	-	-	-	<i>8 070</i>
European Maritime, Fisheries and Aquaculture Fund	761	976	944	911	823	840	852	6 108
Other	148	135	138	141	144	147	149	1 002
Decentralised agencies	17	17	18	18	18	19	19	126
9. Environment and Climate Action	1 885	1 923	2 017	2 068	2 127	2 195	2 267	14 482
Programme for Environment and Climate Action (LIFE)	700	715	736	763	796	838	884	5 432
Just Transition Fund	1 137	1 160	1 183	1 207	1 231	1 255	1 280	8 453
<i>In addition, allocation under NGEU</i>	<i>2 122</i>	<i>4 330</i>	<i>4 416</i>	-	-	-	-	<i>10 868</i>
Other	-	-	50	50	50	50	50	250
Decentralised agencies	47	47	48	49	51	52	53	347
MARGIN	101	102	105	107	109	111	114	748
4. MIGRATION AND BORDER MANAGEMENT	2 467	3 043	3 494	3 697	4 218	4 315	4 465	25 699
10. Migration	1 015	1 271	1 494	1 580	1 868	1 891	1 986	11 105
Asylum, Migration and Integration Fund	873	1 099	1 319	1 401	1 686	1 706	1 797	9 882
Decentralised agencies	142	171	175	178	182	186	189	1 223
11. Border Management	1 345	1 755	1 981	2 097	2 329	2 402	2 459	14 368
Integrated Border Management Fund	533	654	891	939	1 080	1 071	1 080	6 248
<i>In addition, allocation under MFFR Article 5 for the Instrument for financial support for border management and visa (illustrative annual breakdown)</i>	-	<i>181</i>	<i>185</i>	<i>189</i>	<i>192</i>	<i>196</i>	<i>198</i>	<i>1 141</i>
Decentralised agencies	812	1 101	1 090	1 158	1 250	1 331	1 380	8 120
MARGIN	106	17	19	21	21	22	19	226
5. SECURITY AND DEFENCE	1 805	1 868	1 918	1 976	2 215	2 435	2 705	14 922
12. Security	539	596	640	662	706	729	725	4 597
Internal Security Fund	176	227	283	290	321	331	303	1 931
Nuclear Decommissioning (Lithuania)	73	71	78	84	84	80	82	552
Nuclear safety and decommissioning (including for Bulgaria and Slovakia)	91	93	70	76	85	97	114	626
Decentralised agencies	200	204	208	212	217	221	225	1 488
13. Defence	1 173	1 177	1 182	1 215	1 409	1 604	1 883	9 644
European Defence Fund	946	946	946	974	1 163	1 352	1 626	7 953
Military Mobility	227	232	237	241	246	251	256	1 691
MARGIN	93	94	96	99	100	102	97	681
6. NEIGHBOURHOOD AND THE WORLD	16 247	16 802	16 329	15 830	15 304	14 754	15 331	110 597
14. External Action	14 175	14 778	14 263	13 723	13 156	12 562	13 094	95 751
Neighbourhood, Development and International Cooperation Instrument	12 077	12 543	11 979	11 387	10 767	10 118	10 591	79 462
<i>In addition, indicative use of reflows from the European Development Fund</i>	<i>151.6</i>	<i>154.7</i>	<i>157.8</i>	<i>160.9</i>	<i>164.1</i>	<i>167.4</i>	<i>170.4</i>	<i>1 127</i>
Humanitarian Aid	1 478	1 599	1 631	1 665	1 698	1 732	1 767	11 569
Common Foreign and Security Policy (CFSP)	352	362	372	382	393	404	415	2 679
Overseas Countries and Territories (including Greenland)	67	69	70	71	73	74	75	500
Other	201	206	212	218	225	234	246	1 542
Decentralised agencies	-	-	-	-	-	-	-	-
15. Pre-accession assistance	1 904	1 943	1 982	2 022	2 062	2 104	2 147	14 162
Pre-Accession Assistance	1 904	1 943	1 982	2 022	2 062	2 104	2 147	14 162
MARGIN	168	81	84	85	86	88	91	684
7. EUROPEAN PUBLIC ADMINISTRATION	10 635	11 058	11 419	11 773	12 124	12 506	12 959	82 474
European Schools and Pensions	2 418	2 530	2 646	2 76				

Multiannual financial framework 2021–2027 and NextGenerationEU (in commitments) - in million EUR, 2018 prices (*)

	2021	2022	2023	2024	2025	2026	2027	2021-2027
1. SINGLE MARKET, INNOVATION AND DIGITAL	19 712	19 666	19 133	18 633	18 518	18 646	18 473	132 781
1. Research and Innovation	11 908	11 749	12 017	11 934	11 820	11 950	11 781	83 159
Horizon Europe	10 843	10 843	10 843	10 968	10 968	10 968	10 968	76 400
<i>In addition, allocation under NGEU</i>	<i>1 700</i>	<i>1 650</i>	<i>1 650</i>	-	-	-	-	<i>5 000</i>
<i>In addition, allocation under MFFR Article 5 (illustrative annual breakdown)</i>	-	<i>500</i>	<i>500</i>	<i>500</i>	<i>500</i>	<i>500</i>	<i>500</i>	<i>3 000</i>
<i>In addition, indicative reuse of commitments under FR Article 15(3)</i>	<i>71.4</i>	<i>71.4</i>	<i>71.4</i>	<i>71.4</i>	<i>71.4</i>	<i>71.4</i>	<i>71.6</i>	<i>500</i>
Euratom Research and Training Programme	250	250	250	250	251	251	255	1 757
ITER	814	656	924	716	601	731	558	5 000
Other	0.3	0.3	0.3	0.3	0.3	0.3	0.3	2
2. European Strategic Investments	4 837	4 951	4 150	3 856	3 858	3 857	3 857	29 367
InvestEU Fund	969	969	172	172	172	172	172	2 800
<i>In addition, allocation under NGEU</i>	<i>1 680</i>	<i>1 680</i>	<i>2 240</i>	-	-	-	-	<i>5 600</i>
<i>In addition, allocation under MFFR Article 5 (illustrative annual breakdown)</i>	-	<i>167</i>	<i>167</i>	<i>167</i>	<i>167</i>	<i>167</i>	<i>165</i>	<i>1 000</i>
Connecting Europe Facility - Transport	1 626	1 626	1 626	1 626	1 627	1 627	1 627	11 384
Connecting Europe Facility - Energy	740	740	740	740	740	740	740	5 180
Connecting Europe Facility - Digital	261	261	262	262	262	261	263	1 832
Digital Europe Programme	1 040	1 153	1 149	855	855	854	854	6 761
Other	21	21	21	21	21	21	21	146
Decentralised agencies	180	181	181	181	181	181	181	1 263
3. Single Market	842	841	839	838	836	834	831	5 860
Single Market Programme (including COSME)	542	539	536	534	531	529	524	3 735
EU Anti-Fraud Programme	23	23	23	23	23	23	24	161
Cooperation in the field of taxation (FISCALIS)	34	34	34	34	34	34	34	239
Cooperation in the field of customs (CUSTOMS)	120	121	121	121	121	121	121	843
Other	10	10	10	10	10	10	10	72
Decentralised agencies	114	114	115	117	117	117	118	811
4. Space	1 918	1 917	1 919	1 922	1 922	1 923	1 923	13 443
European Space Programme	1 884	1 884	1 885	1 888	1 888	1 888	1 887	13 202
Decentralised agencies	34	34	34	34	34	35	36	241
MARGIN	208	208	207	83	83	83	81	952
2. COHESION, RESILIENCE AND VALUES	49 741	51 101	52 194	53 954	55 182	56 787	58 809	377 768
5. Regional Development and Cohesion	33 362	33 779	34 196	34 690	35 186	35 685	36 189	243 087
European Regional Development Fund	27 554	27 880	28 206	28 594	28 983	29 374	29 770	200 360
Cohesion Fund	5 784	5 875	5 965	6 072	6 179	6 286	6 395	42 556
<i>Of which contribution to the Connecting Europe Facility - Transport</i>	<i>1 359</i>	<i>1 380</i>	<i>1 402</i>	<i>1 427</i>	<i>1 452</i>	<i>1 477</i>	<i>1 503</i>	<i>10 000</i>
REACT EU								
<i>In addition, allocation under NGEU</i>	<i>37 500</i>	<i>10 000</i>	-	-	-	-	-	<i>47 500</i>
Support to the Turkish Cypriot community	24	24	24	24	24	24	24	171
6. Recovery and Resilience	834	1 171	1 688	2 705	3 193	4 054	4 950	18 595
Recovery and Resilience Facility (including Technical Support Instrument)	110	110	110	110	110	110	109	767
<i>In addition, GRANT allocation under NGEU (indicative annual instalments)</i>	<i>109 375</i>	<i>109 375</i>	<i>93 750</i>	-	-	-	-	<i>312 500</i>
<i>In addition, LOAN allocation under NGEU (indicative annual instalments)</i>	<i>180 000</i>	<i>180 000</i>	-	-	-	-	-	<i>360 000</i>
Protection of the Euro Against Counterfeiting	0.8	0.8	0.8	0.8	0.8	0.8	0.8	5
Financing and repayment - NextGenerationEU	105	425	938	1 841	2 328	3 190	4 087	12 914
EU Civil Protection Mechanism (rescEU)	85	88	92	210	210	210	210	1 106
<i>In addition, allocation under NGEU</i>	<i>646</i>	<i>627</i>	<i>627</i>	-	-	-	-	<i>1 900</i>
EU4Health	309	310	310	310	310	310	310	2 170
<i>In addition, allocation under MFFR Article 5 (illustrative annual breakdown)</i>	-	<i>483</i>	<i>483</i>	<i>483</i>	<i>483</i>	<i>483</i>	<i>485</i>	<i>2 900</i>
Decentralised agencies	214	227	227	223	223	222	222	1 558
Other	11	11	11	11	11	11	11	75
7. Investing in People, Social Cohesion and Values	15 599	16 099	16 257	16 506	16 751	16 996	17 618	115 825
European Social Fund+	12 170	12 293	12 418	12 561	12 705	12 850	12 998	87 995
<i>Of which employment and social innovation</i>	<i>97</i>	<i>97</i>	<i>97</i>	<i>97</i>	<i>97</i>	<i>97</i>	<i>97</i>	<i>676</i>
Erasmus+	2 509	2 878	2 982	3 086	3 189	3 293	3 771	21 708
<i>In addition, allocation under MFFR Article 5 (illustrative annual breakdown)</i>	-	<i>283</i>	<i>283</i>	<i>283</i>	<i>283</i>	<i>283</i>	<i>285</i>	<i>1 700</i>
European Solidarity Corps	128	128	128	128	128	128	128	895
Creative Europe	289	289	213	213	213	213	213	1 642
<i>In addition, allocation under MFFR Article 5 (illustrative annual breakdown)</i>	-	<i>100</i>	<i>100</i>	<i>100</i>	<i>100</i>	<i>100</i>	<i>100</i>	<i>600</i>
Justice, Rights and Values	127	125	123	121	118	116	113	841
<i>In addition, allocation under MFFR Article 5 for Rights and Values (illustrative annual breakdown)</i>	-	<i>133</i>	<i>133</i>	<i>133</i>	<i>133</i>	<i>133</i>	<i>135</i>	<i>800</i>
Other	176	175	173	171	169	167	165	1 196
Decentralised agencies	200	211	221	227	228	229	231	1 547
MARGIN	- 54	53	53	53	53	52	52	261

	2021	2022	2023	2024	2025	2026	2027	2021-2027
3. NATURAL RESOURCES AND ENVIRONMENT	55 242	52 214	51 489	50 617	49 719	48 932	48 161	356 374
8. Agriculture and Maritime Policy	53 371	50 344	49 568	48 686	47 773	46 965	46 169	342 876
European Agricultural Guarantee Fund (EAGF)	38 564	38 115	37 604	36 983	36 373	35 772	35 183	258 594
European Agricultural Fund for Rural Development (EAFRD)	13 935	11 187	10 967	10 752	10 542	10 335	10 132	77 850
<i>In addition, allocation under NGEU</i>	<i>2 250</i>	<i>5 250</i>	-	-	-	-	-	<i>7 500</i>
European Maritime, Fisheries and Aquaculture Fund	717	902	855	809	717	717	713	5 430
Other	140	125	125	125	125	125	125	890
Decentralised agencies	16	16	16	16	16	16	16	112
9. Environment and Climate Action	1 776	1 776	1 827	1 836	1 852	1 873	1 897	12 838
Programme for Environment and Climate Action (LIFE)	660	661	667	677	693	715	740	4 812
Just Transition Fund	1 071	1 071	1 071	1 071	1 071	1 071	1 071	7 500
<i>In addition, allocation under NGEU</i>	<i>2 000</i>	<i>4 000</i>	<i>4 000</i>	-	-	-	-	<i>10 000</i>
Other	-	-	45	44	44	43	42	218
Decentralised agencies	45	44	44	43	44	44	44	308
MARGIN	95	93	94	95	94	94	95	660
4. MIGRATION AND BORDER MANAGEMENT	2 324	2 811	3 164	3 282	3 672	3 682	3 736	22 671
10. Migration	957	1 174	1 353	1 403	1 626	1 614	1 662	9 789
Asylum, Migration and Integration Fund	823	1 016	1 194	1 244	1 468	1 456	1 504	8 705
Decentralised agencies	134	158	158	158	158	158	158	1 084
11. Border Management	1 268	1 621	1 794	1 862	2 028	2 050	2 058	12 680
Integrated Border Management Fund	503	604	807	834	940	914	903	5 505
<i>In addition, allocation under MFFR Article 5 for the Instrument for financial support for border management and visa (illustrative annual breakdown)</i>	-	<i>167</i>	<i>167</i>	<i>167</i>	<i>167</i>	<i>167</i>	<i>165</i>	<i>1 000</i>
Decentralised agencies	765	1 017	987	1 028	1 088	1 136	1 154	7 175
MARGIN	99	16	17	17	18	18	16	202
5. SECURITY AND DEFENCE	1 700	1 725	1 737	1 754	1 928	2 078	2 263	13 185
12. Security	508	551	579	588	615	623	607	4 070
Internal Security Fund	166	210	256	257	279	283	254	1 705
Nuclear Decommissioning (Lithuania)	68	66	71	74	73	68	69	490
Nuclear safety and decommissioning (including for Bulgaria and Slovakia)	85	86	64	68	74	83	95	555
Decentralised agencies	189	189	189	189	189	189	188	1 320
13. Defence	1 105	1 088	1 071	1 079	1 227	1 369	1 575	8 514
European Defence Fund	891	874	857	865	1 013	1 154	1 361	7 014
Military Mobility	214	214	214	214	214	214	214	1 500
MARGIN	87	87	87	87	86	87	81	601
6. NEIGHBOURHOOD AND THE WORLD	15 309	15 522	14 789	14 056	13 323	12 592	12 828	98 419
14. External Action	13 358	13 653	12 919	12 186	11 453	10 722	10 956	85 245
Neighbourhood, Development and International Cooperation Instrument	11 380	11 588	10 849	10 111	9 373	8 636	8 862	70 800
<i>In addition, indicative use of reflows from the European Development Fund</i>	<i>142.9</i>	<i>142.9</i>	<i>142.9</i>	<i>142.9</i>	<i>142.9</i>	<i>142.9</i>	<i>142.6</i>	<i>1 000</i>
Humanitarian Aid	1 393	1 477	1 477	1 478	1 478	1 478	1 478	10 260
Common Foreign and Security Policy (CFSP)	332	334	337	339	342	344	347	2 375
Overseas Countries and Territories (including Greenland)	63	63	63	63	63	63	63	444
Other	189	190	192	194	196	200	206	1 366
Decentralised agencies	-	-	-	-	-	-	-	-
15. Pre-accession assistance	1 794	1 795	1 795	1 795	1 795	1 796	1 796	12 565
Pre-Accession Assistance	1 794	1 795	1 795	1 795	1 795	1 796	1 796	12 565
MARGIN	158	75	76	75	75	75	76	609
7. EUROPEAN PUBLIC ADMINISTRATION	10 021	10 215	10 342	10 454	10 554	10 673	10 843	73 102
European Schools and Pensions	2 279	2 337	2 397	2 457	2 529	2 596	2 655	17 250

MULTIANNUAL FINANCIAL FRAMEWORK 2021-2027 AND NextGenerationEU (in commitments)

Pre-allocations per Member State

Recovery and Resilience Facility – Maximum grant allocations (*) (in billion EUR, current prices)

	For 70 % of the amount available	For 30 % of the amount available	Total
Belgium	3.6	2.3	5.9
Bulgaria	4.6	1.6	6.3
Czechia	3.5	3.5	7.1
Denmark	1.3	0.2	1.6
Germany	16.3	9.3	25.6
Estonia	0.8	0.2	1.0
Ireland	0.9	0.1	1.0
Greece	13.5	4.3	17.8
Spain	46.6	22.9	69.5
France	24.3	15.0	39.4
Croatia	4.6	1.7	6.3
Italy	47.9	21.0	68.9
Cyprus	0.8	0.2	1.0
Latvia	1.6	0.3	2.0
Lithuania	2.1	0.1	2.2
Luxembourg	0.1	0.0	0.1
Hungary	4.6	2.5	7.2
Malta	0.2	0.1	0.3
Netherlands	3.9	2.0	6.0
Austria	2.2	1.2	3.5
Poland	20.3	3.6	23.9
Portugal	9.8	4.1	13.9
Romania	10.2	4.0	14.2
Slovenia	1.3	0.5	1.8
Slovakia	4.6	1.7	6.3
Finland	1.7	0.4	2.1
Sweden	2.9	0.4	3.3
EU-27	234.5	103.5	338.0

(*) The current maximum financial allocation is indicative based on the Commission's Autumn 2020 Economic Forecast for real gross domestic product growth in 2020 and 2021. The 30 % allocations will be revised by June 2022, based on actual out-turn data from Eurostat.

The amount available for grants is EUR 312.5 billion in 2018 prices, which corresponds to EUR 337.96 billion in current prices. The difference is due to the standard conversion from 2018 to current prices, calculated by applying a fixed 2 % deflator to the annual amount of commitments.

The Recovery and Resilience Facility will make EUR 360 billion available in loans, on top of the EUR 312.5 billion it makes available in grants. Member States can request a loan worth up to 6.8 % of their 2019 gross national income as part of the submission of their recovery and resilience plan.

Recovery and Resilience Facility – Maximum grant allocations (*) (in billion EUR, 2018 prices)

	For 70 % of the amount available	For 30 % of the amount available	Total
Belgium	3.4	2.1	5.5
Bulgaria	4.3	1.5	5.8
Czechia	3.3	3.2	6.5
Denmark	1.2	0.2	1.4
Germany	15.2	8.4	23.6
Estonia	0.7	0.2	0.9
Ireland	0.9	0.1	0.9
Greece	12.6	3.9	16.5
Spain	43.5	20.8	64.2
France	22.7	13.6	36.3
Croatia	4.3	1.5	5.8
Italy	44.7	19.0	63.7
Cyprus	0.8	0.2	0.9
Latvia	1.5	0.3	1.8
Lithuania	2.0	0.1	2.1
Luxembourg	0.1	0.0	0.1
Hungary	4.3	2.3	6.6
Malta	0.2	0.1	0.3
Netherlands	3.7	1.8	5.5
Austria	2.1	1.1	3.2
Poland	18.9	3.2	22.2
Portugal	9.1	3.8	12.9
Romania	9.5	3.7	13.2
Slovenia	1.2	0.5	1.6
Slovakia	4.3	1.5	5.9
Finland	1.5	0.4	1.9
Sweden	2.7	0.3	3.1
EU-27	218.8	93.8	312.5

(*) The current maximum financial allocation is indicative based on the Commission's Autumn 2020 Economic Forecast for real gross domestic product growth in 2020 and 2021. The 30 % allocations will be revised by June 2022, based on actual out-turn data from Eurostat.

The amount available for grants is EUR 312.5 billion in 2018 prices, which corresponds to EUR 337.96 billion in current prices. The difference is due to the standard conversion from 2018 to current prices, calculated by applying a fixed 2 % deflator to the annual amount of commitments.

The Recovery and Resilience Facility will make EUR 360 billion available in loans, on top of the EUR 312.5 billion it makes available in grants. Member States can request a loan worth up to 6.8 % of their 2019 gross national income as part of the submission of their recovery and resilience plan.

Breakdown of European Agricultural Guarantee Fund – pre-allocations per Member State (in million EUR, current prices)^{[1][2]}

Calendar year	2020 ^[3]	2021	2022	2023	2024	2025	2026	2020-2026
Budget year	2021 ^[3]	2022	2023	2024	2025	2026	2027	2021-2027
Belgium	495.3	495.3	495.3	495.3	495.3	495.3	495.3	3 467.4
Bulgaria	810.3	819.0	827.6	836.2	844.9	853.5	862.1	5 853.6
Czechia	862.0	862.0	862.0	862.0	862.0	862.0	862.0	6 034.2
Denmark	862.7	862.7	862.7	862.7	862.7	862.7	862.7	6 038.6
Germany	4 958.1	4 958.1	4 958.1	4 958.1	4 958.1	4 958.1	4 958.1	34 706.4
Estonia	166.0	190.9	193.7	196.6	199.4	202.3	205.2	1 354.1
Ireland	1 186.3	1 186.3	1 186.3	1 186.3	1 186.3	1 186.3	1 186.3	8 304.4
Greece	2 138.5	2 139.4	2 138.5	2 138.5	2 138.5	2 138.5	2 138.5	14 970.5
Spain	5 322.7	5 340.4	5 337.3	5 344.6	5 351.9	5 359.2	5 366.5	37 422.3
France	7 829.2	7 840.0	7 829.2	7 829.2	7 829.2	7 829.2	7 829.2	54 815.1
Croatia	318.4	356.7	387.1	387.1	387.1	387.1	387.1	2 610.5
Italy	3 992.2	3 992.2	3 992.2	3 992.2	3 992.2	3 992.2	3 992.2	27 945.2
Cyprus	52.3	52.3	52.3	52.3	52.3	52.3	52.3	366.0
Latvia	296.9	339.4	344.5	349.6	354.6	359.7	364.8	2 409.5
Lithuania	507.0	570.6	579.1	587.7	596.2	604.8	613.3	4 058.6
Luxembourg	32.8	32.8	32.8	32.8	32.8	32.8	32.8	229.4
Hungary	1 275.4	1 275.4	1 275.4	1 275.4	1 275.4	1 275.4	1 275.4	8 928.0
Malta	4.6	4.6	4.6	4.6	4.6	4.6	4.6	32.3
Netherlands	717.7	717.7	717.7	717.7	717.7	717.7	717.7	5 023.7
Austria	692.2	692.2	692.2	692.2	692.2	692.2	692.2	4 845.5
Poland	3 003.9	3 035.1	3 066.3	3 097.4	3 128.6	3 159.8	3 191.0	21 682.1
Portugal	754.2	767.1	771.8	780.6	789.4	798.1	806.9	5 468.1
Romania	1 916.2	1 943.7	1 971.3	1 998.8	2 026.4	2 054.0	2 081.5	13 991.9
Slovenia	137.0	137.0	137.0	137.0	137.0	137.0	137.0	959.2
Slovakia	392.2	397.1	401.9	406.8	411.6	416.5	421.4	2 847.5
Finland	514.1	515.9	517.7	519.5	521.4	523.2	525.0	3 636.8
Sweden	686.0	686.3	686.5	686.7	686.9	687.2	687.4	4 807.0
Other	1 000.1	1 046.8	1 196.8	1 221.0	1 246.4	1 271.0	1 298.5	8 280.6
TOTAL	40 924.4	41 256.9	41 517.9	41 648.9	41 781.1	41 912.6	42 046.9	291 088.7

[1] Includes direct payments, the support for outermost regions (POSEI) and small Aegean islands, and the schemes related to wine, olive oil, hops, and apiculture.

[2] In the framework of the negotiations on the Transitional Regulation (Regulation (EU) 2020/2220), the European Parliament and the Council issued a joint statement underlining that the EU funding arrangements for POSEI and the smaller Aegean islands included in the Transitional Regulation for 2021 and 2022 are exceptional, reflecting the particularity of the circumstances, and do not constitute a precedent for future CAP financing, neither for the outermost regions and the smaller Aegean islands, nor for direct payments. The funding for the POSEI and smaller Aegean islands for the subsequent years therefore needs to be addressed as part of the negotiations on the CAP reform.

[3] As regards direct payments of calendar year 2020 (financial year 2021), the net ceilings of Annex III to Regulation (EU) No 1307/2013 still apply. The respect of the EAGF sub-ceiling for financial year 2021 will therefore be ensured through the application of financial discipline.

Breakdown of European Agricultural Guarantee Fund – pre-allocations per Member State (in million EUR, 2018 prices)^{[1][2]}

Calendar year	2020 ^[3]	2021	2022	2023	2024	2025	2026	2020-2026
Budget year	2021 ^[3]	2022	2023	2024	2025	2026	2027	2021-2027
Belgium	466.8	457.6	448.7	439.9	431.2	422.8	414.5	3 081.4
Bulgaria	763.6	756.6	749.6	742.5	735.5	728.4	721.4	5 197.7
Czechia	812.3	796.4	780.8	765.5	750.4	735.7	721.3	5 362.4
Denmark	812.9	797.0	781.3	766.0	751.0	736.3	721.8	5 366.3
Germany	4 672.1	4 580.5	4 490.7	4 402.6	4 316.3	4 231.7	4 148.7	30 842.5
Estonia	156.5	176.3	175.5	174.6	173.6	172.7	171.7	1 200.7
Ireland	1 117.9	1 096.0	1 074.5	1 053.4	1 032.8	1 012.5	992.7	7 379.9
Greece	2 015.2	1 976.5	1 936.9	1 898.9	1 861.7	1 825.2	1 789.4	13 303.9
Spain	5 015.7	4 933.7	4 834.1	4 745.8	4 659.1	4 574.0	4 490.4	33 252.8
France	7 377.6	7 243.0	7 091.1	6 952.1	6 815.8	6 682.1	6 551.1	48 712.8
Croatia	300.0	329.5	350.6	343.7	337.0	330.4	323.9	2 315.1
Italy	3 761.9	3 688.1	3 615.8	3 544.9	3 475.4	3 407.3	3 340.5	24 834.0
Cyprus	49.3	48.3	47.4	46.4	45.5	44.6	43.7	325.2
Latvia	279.8	313.5	312.0	310.4	308.7	307.0	305.3	2 136.7
Lithuania	477.8	527.1	524.5	521.8	519.0	516.2	513.2	3 599.6
Luxembourg	30.9	30.3	29.7	29.1	28.5	28.0	27.4	203.9
Hungary	1 201.9	1 178.3	1 155.2	1 132.5	1 110.3	1 088.6	1 067.2	7 934.0
Malta	4.3	4.3	4.2	4.1	4.0	3.9	3.9	28.7
Netherlands	676.3	663.0	650.0	637.3	624.8	612.5	600.5	4 464.4
Austria	652.3	639.5	627.0	614.7	602.6	590.8	579.2	4 306.0
Poland	2 830.6	2 803.9	2 777.2	2 750.4	2 723.7	2 696.9	2 670.1	19 252.8
Portugal	710.7	708.7	699.0	693.1	687.2	681.2	675.2	4 855.2
Romania	1 805.7	1 795.7	1 785.5	1 774.9	1 764.1	1 753.0	1 741.7	12 420.6
Slovenia	129.1	126.6	124.1	121.7	119.3	117.0	114.7	852.4
Slovakia	369.6	366.8	364.0	361.2	358.4	355.5	352.6	2 528.1
Finland	484.4	476.6	468.9	461.3	453.9	446.5	439.3	3 231.0
Sweden	646.5	634.0	621.8	609.8	598.0	586.5	575.2	4 271.8
Other	942.4	967.1	1 084.0	1 084.2	1 085.1	1 084.8	1 086.5	7 334.1
TOTAL	38 564.0	38 115.0	37 604.0	36 983.0	36 373.0	35 772.0	35 183.0	258 594.0

[1] Includes direct payments, the support for outermost regions (POSEI) and small Aegean islands, and the schemes related to wine, olive oil, hops, and apiculture.

[2] In the framework of the negotiations on the Transitional Regulation (Regulation (EU) 2020/2220), the European Parliament and the Council issued a joint statement underlining that the EU funding arrangements for POSEI and the smaller Aegean islands included in the Transitional Regulation for 2021 and 2022 are exceptional, reflecting the particularity of the circumstances, and do not constitute a precedent for future CAP financing, neither for the outermost regions and the smaller Aegean islands, nor for direct payments. The funding for the POSEI and smaller Aegean islands for the subsequent years therefore needs to be addressed as part of the negotiations on the CAP reform.

[3] As regards direct payments of calendar year 2020 (financial year 2021), the net ceilings of Annex III to Regulation (EU) No 1307/2013 still apply. The respect of the EAGF sub-ceiling for financial year 2021 will therefore be ensured through the application of financial discipline.

Breakdown of European Agricultural Fund for Rural Development per Member State (MFF only, in million EUR, current prices)

	2021	2022	2023	2024	2025	2026	2027	2021-2027
Belgium	101.1	82.8	82.8	82.8	82.8	82.8	82.8	597.9
Bulgaria	344.6	282.2	282.2	282.2	282.2	282.2	282.2	2 037.6
Czechia	316.5	259.2	259.2	259.2	259.2	259.2	259.2	1 871.7
Denmark	92.7	75.9	75.9	75.9	75.9	75.9	75.9	548.3
Germany	1 334.0	1 092.4	1 092.4	1 092.4	1 092.4	1 092.4	1 092.4	7 888.2
Estonia	107.5	88.0	88.0	88.0	88.0	88.0	88.0	635.6
Ireland	380.6	311.6	311.6	311.6	311.6	311.6	311.6	2 250.4
Greece	680.2	557.0	557.0	557.0	557.0	557.0	557.0	4 021.9
Spain	1 319.4	1 080.4	1 080.4	1 080.4	1 080.4	1 080.4	1 080.4	7 801.7
France	1 782.3	1 459.4	1 459.4	1 459.4	1 459.4	1 459.4	1 459.4	10 539.0
Croatia	363.1	297.3	297.3	297.3	297.3	297.3	297.3	2 146.9
Italy	1 648.6	1 349.9	1 349.9	1 349.9	1 349.9	1 349.9	1 349.9	9 748.1
Cyprus	29.0	23.8	23.8	23.8	23.8	23.8	23.8	171.7
Latvia	143.5	117.5	117.5	117.5	117.5	117.5	117.5	848.5
Lithuania	238.7	195.5	195.5	195.5	195.5	195.5	195.5	1 411.7
Luxembourg	15.0	12.3	12.3	12.3	12.3	12.3	12.3	88.9
Hungary	509.1	416.9	416.9	416.9	416.9	416.9	416.9	3 010.3
Malta	24.4	20.0	20.0	20.0	20.0	20.0	20.0	144.3
Netherlands	89.5	73.3	73.3	73.3	73.3	73.3	73.3	529.1
Austria	635.1	520.0	520.0	520.0	520.0	520.0	520.0	3 755.2
Poland	1 612.0	1 320.0	1 320.0	1 320.0	1 320.0	1 320.0	1 320.0	9 532.1
Portugal	660.1	540.6	540.6	540.6	540.6	540.6	540.6	3 903.4
Romania	1 181.0	967.0	967.0	967.0	967.0	967.0	967.0	6 983.3
Slovenia	134.5	110.2	110.2	110.2	110.2	110.2	110.2	795.6
Slovakia	316.4	259.1	259.1	259.1	259.1	259.1	259.1	1 870.9
Finland	433.0	354.5	354.5	354.5	354.5	354.5	354.5	2 560.3
Sweden	258.8	211.9	211.9	211.9	211.9	211.9	211.9	1 530.1
Other	37.0	30.3	30.3	30.3	30.3	30.3	30.3	218.6
TOTAL	14 787.9	12 108.9	12 108.9	12 108.9	12 108.9	12 108.9	12 108.9	87 441.3

Breakdown of European Agricultural Fund for Rural Development per Member State (MFF only, in million EUR, 2018 prices)

	2021	2022	2023	2024	2025	2026	2027	2021-2027
Belgium	95.3	76.5	75.0	73.5	72.1	70.7	69.3	532.3
Bulgaria	324.7	260.7	255.6	250.6	245.6	240.8	236.1	1 814.1
Czechia	298.3	239.4	234.8	230.2	225.6	221.2	216.9	1 666.4
Denmark	87.4	70.2	68.8	67.4	66.1	64.8	63.5	488.2
Germany	1 257.1	1 009.2	989.4	970.0	951.0	932.3	914.0	7 023.0
Estonia	101.3	81.3	79.7	78.2	76.6	75.1	73.6	565.9
Ireland	358.6	287.9	282.3	276.7	271.3	266.0	260.8	2 003.6
Greece	640.9	514.5	504.5	494.6	484.9	475.4	466.0	3 580.7
Spain	1 243.3	998.1	978.5	959.3	940.5	922.1	904.0	6 946.0
France	1 679.5	1 348.3	1 321.9	1 295.9	1 270.5	1 245.6	1 221.2	9 383.0
Croatia	342.1	274.7	269.3	264.0	258.8	253.7	248.8	1 911.4
Italy	1 553.5	1 247.1	1 222.7	1 198.7	1 175.2	1 152.1	1 129.6	8 678.9
Cyprus	27.4	22.0	21.5	21.1	20.7	20.3	19.9	152.8
Latvia	135.2	108.5	106.4	104.3	102.3	100.3	98.3	755.4
Lithuania	225.0	180.6	177.1	173.6	170.2	166.9	163.6	1 256.9
Luxembourg	14.2	11.4	11.2	10.9	10.7	10.5	10.3	79.1
Hungary	479.7	385.1	377.6	370.2	362.9	355.8	348.8	2 680.1
Malta	23.0	18.5	18.1	17.7	17.4	17.1	16.7	128.5
Netherlands	84.3	67.7	66.4	65.1	63.8	62.5	61.3	471.1
Austria	598.4	480.4	471.0	461.8	452.7	443.8	435.1	3 343.3
Poland	1 519.1	1 219.5	1 195.6	1 172.1	1 149.1	1 126.6	1 104.5	8 486.5
Portugal	622.1	499.4	489.6	480.0	470.6	461.4	452.3	3 475.3
Romania	1 112.9	893.4	875.9	858.7	841.9	825.4	809.2	6 217.3
Slovenia	126.8	101.8	99.8	97.8	95.9	94.0	92.2	708.3
Slovakia	298.1	239.3	234.7	230.1	225.5	221.1	216.8	1 665.7
Finland	408.0	327.5	321.1	314.8	308.7	302.6	296.7	2 279.5
Sweden	243.8	195.8	191.9	188.2	184.5	180.8	177.3	1 362.3
Other	34.8	28.0	27.4	26.9	26.4	25.8	25.3	194.6
TOTAL	13 935.0	11 186.7	10 967.4	10 752.3	10 541.5	10 334.8	10 132.2	77 850.0

Breakdown of European Agricultural Fund for Rural Development per Member State *(NextGenerationEU, in million EUR, current prices)*

	2021	2022	Total
Belgium	14.2	33.9	48.2
Bulgaria	59.7	142.2	201.9
Czechia	54.9	130.6	185.5
Denmark	16.1	38.3	54.3
Germany	209.9	499.7	709.6
Estonia	18.6	44.4	63.0
Ireland	56.1	133.6	189.7
Greece	108.1	257.2	365.3
Spain	212.3	505.4	717.7
France	256.5	610.4	866.8
Croatia	59.7	142.0	201.7
Italy	269.4	641.2	910.6
Cyprus	3.4	8.1	11.5
Latvia	24.9	59.2	84.1
Lithuania	41.4	98.5	139.9
Luxembourg	2.6	6.2	8.8
Hungary	88.3	210.1	298.3
Malta	2.6	6.2	8.8
Netherlands	15.5	36.9	52.4
Austria	101.9	242.5	344.4
Poland	279.5	665.2	944.7
Portugal	104.6	248.9	353.5
Romania	204.8	487.3	692.1
Slovenia	21.7	51.6	73.3
Slovakia	48.3	114.9	163.2
Finland	61.9	147.4	209.3
Sweden	44.9	106.8	151.6
Other	6.0	14.2	20.2
TOTAL	2 387.7	5 682.8	8 070.5

Breakdown of European Agricultural Fund for Rural Development per Member State *(NextGenerationEU, in million EUR, 2018 prices)*

	2021	2022	Total
Belgium	13.4	31.3	44.8
Bulgaria	56.3	131.4	187.7
Czechia	51.7	120.7	172.4
Denmark	15.2	35.4	50.5
Germany	197.8	461.6	659.4
Estonia	17.6	41.0	58.5
Ireland	52.9	123.4	176.3
Greece	101.8	237.6	339.5
Spain	200.1	466.9	667.0
France	241.7	563.9	805.5
Croatia	56.2	131.2	187.4
Italy	253.9	592.4	846.2
Cyprus	3.2	7.5	10.6
Latvia	23.4	54.7	78.1
Lithuania	39.0	91.0	130.0
Luxembourg	2.5	5.7	8.2
Hungary	83.2	194.1	277.3
Malta	2.4	5.7	8.1
Netherlands	14.6	34.1	48.7
Austria	96.0	224.0	320.1
Poland	263.4	614.5	877.9
Portugal	98.6	230.0	328.6
Romania	193.0	450.2	643.2
Slovenia	20.4	47.7	68.1
Slovakia	45.5	106.2	151.7
Finland	58.4	136.2	194.5
Sweden	42.3	98.6	140.9
Other	5.6	13.1	18.8
TOTAL	2 250.0	5 250.0	7 500.0

Breakdown of Cohesion Policy allocations per Member State (in million EUR, current prices)

	ESF+	ERDF	CF	of which transferred to the CEF	ETC	Total allocation
Belgium	1 168	1 152	-	-	369	2 689
Bulgaria	2 625	5 741	1 656	390	134	10 157
Czechia	2 701	10 426	8 327	1 962	306	21 761
Denmark	120	141	-	-	254	515
Germany	6 527	10 913	-	-	1 005	18 445
Estonia	503	1 693	1 073	253	57	3 325
Ireland	508	396	-	-	291	1 195
Greece	5 845	11 452	3 955	932	127	21 379
Spain	11 153	23 540	-	-	683	35 376
France	6 675	9 070	-	-	1 090	16 835
Croatia	1 983	5 356	1 547	364	184	9 069
Italy	14 535	26 615	-	-	935	42 085
Cyprus	222	467	233	55	37	959
Latvia	711	2 493	1 359	320	49	4 612
Lithuania	1 136	3 464	1 856	437	82	6 539
Luxembourg	15	15	-	-	29	58
Hungary	5 507	13 360	3 404	802	255	22 526
Malta	124	474	216	51	23	838
Netherlands	414	506	-	-	373	1 293
Austria	394	537	-	-	216	1 147
Poland	14 913	47 417	12 145	2 861	560	75 034
Portugal	7 497	11 497	4 447	1 048	136	23 577
Romania	8 239	17 070	4 628	1 090	367	30 305
Slovenia	727	1 538	940	221	74	3 279
Slovakia	2 404	8 117	2 110	497	220	12 852
Finland	605	888	-	-	160	1 653
Sweden	707	863	-	-	351	1 920
Technical assistance	345	760	129	-	31	1 265
Transnational cooperation	197	-	-	-	-	197
Interregional innovation investments	-	564	-	-	-	564
European Urban Initiative	-	564	-	-	-	564
Interregional cooperation	-	-	-	-	564	564
Total	98 500	217 087	48 026	11 286	8 960	372 573
	26.4 %	58.3 %	12.9 %		2.4 %	100.0 %

ESF+: European Social Fund +
ERDF: European Regional Development Fund
CF: Cohesion fund
ETC: European territorial cooperation goal (Interreg)
CEF: Connecting Europe Facility

Breakdown of Cohesion Policy allocations per Member State (in million EUR, 2018 prices)

	ESF+	ERDF	CF	of which transferred to the CEF	ETC	Total allocation
Belgium	1 037	1 022	-	-	327	2 386
Bulgaria	2 326	5 087	1 467	346	119	8 998
Czechia	2 397	9 251	7 389	1 741	272	19 308
Denmark	106	125	-	-	225	457
Germany	5 791	9 683	-	-	892	16 366
Estonia	446	1 502	952	224	51	2 951
Ireland	451	351	-	-	258	1 060
Greece	5 184	10 156	3 508	827	112	18 960
Spain	9 896	20 886	-	-	606	31 388
France	5 922	8 048	-	-	967	14 937
Croatia	1 758	4 749	1 372	323	163	8 042
Italy	12 897	23 615	-	-	830	37 341
Cyprus	197	414	207	49	33	851
Latvia	629	2 209	1 204	284	43	4 085
Lithuania	1 007	3 071	1 645	388	73	5 796
Luxembourg	13	13	-	-	25	52
Hungary	4 877	11 831	3 015	710	226	19 949
Malta	110	421	192	45	20	743
Netherlands	367	449	-	-	331	1 147
Austria	349	477	-	-	192	1 018
Poland	13 201	41 974	10 750	2 533	497	66 422
Portugal	6 651	10 201	3 946	930	121	20 919
Romania	7 288	15 099	4 094	965	326	26 806
Slovenia	645	1 365	834	196	66	2 909
Slovakia	2 129	7 187	1 868	440	195	11 379
Finland	537	788	-	-	142	1 466
Sweden	627	765	-	-	311	1 703
Technical assistance	306	673	114	-	28	1 121
Transnational cooperation	175	-	-	-	-	175
Interregional innovation investments	-	500	-	-	-	500
European Urban Initiative	-	500	-	-	-	500
Interregional cooperation	-	-	-	-	500	500
Total	87 319	192 410	42 556	10 000	7 950	330 235
	26.4 %	58.3 %	12.9 %		2.4 %	100.0 %

ESF+: European Social Fund +
ERDF: European Regional Development Fund
CF: Cohesion fund
ETC: European territorial cooperation goal (Interreg)
CEF: Connecting Europe Facility

Just Transition Fund – allocations per Member State

(in million EUR, current prices)

	Under NextGenerationEU	Under MFF 2021-2027	Total	Share
Belgium	103	80	183	0.9 %
Bulgaria	732	569	1 301	6.7 %
Czechia	927	721	1 649	8.5 %
Denmark	50	39	89	0.5 %
Germany	1 400	1 089	2 489	12.9 %
Estonia	200	156	355	1.8 %
Ireland	48	37	85	0.4 %
Greece	469	365	834	4.3 %
Spain	491	382	873	4.5 %
France	582	453	1 034	5.4 %
Croatia	105	82	187	1.0 %
Italy	582	452	1 034	5.4 %
Cyprus	57	44	102	0.5 %
Latvia	108	84	192	1.0 %
Lithuania	154	120	274	1.4 %
Luxembourg	5	4	9	0.0 %
Hungary	147	115	262	1.4 %
Malta	13	10	23	0.1 %
Netherlands	352	274	626	3.2 %
Austria	77	60	136	0.7 %
Poland	2 174	1 691	3 864	20.0 %
Portugal	126	98	225	1.2 %
Romania	1 209	940	2 149	11.1 %
Slovenia	146	114	260	1.3 %
Slovakia	259	202	461	2.4 %
Finland	263	205	468	2.4 %
Sweden	88	68	156	0.8 %
EU-27	10 868	8 453	19 321	100.0 %

NB: All amounts reflect gross allocations, before transfers for technical assistance.

Totals may not tally due to rounding.

Just Transition Fund – allocations per Member State

(in million EUR, 2018 prices)













	Under NextGenerationEU	Under MFF 2021-2027	Total	Share
Belgium	95	71	166	0.9 %
Bulgaria	673	505	1 178	6.7 %
Czechia	853	640	1 493	8.5 %
Denmark	46	35	81	0.5 %
Germany	1 288	966	2 254	12.9 %
Estonia	184	138	322	1.8 %
Ireland	44	33	77	0.4 %
Greece	431	324	755	4.3 %
Spain	452	339	790	4.5 %
France	535	402	937	5.4 %
Croatia	97	72	169	1.0 %
Italy	535	401	937	5.4 %
Cyprus	53	39	92	0.5 %
Latvia	100	75	174	1.0 %
Lithuania	142	107	249	1.4 %
Luxembourg	5	4	8	0.0 %
Hungary	136	102	237	1.4 %
Malta	12	9	21	0.1 %
Netherlands	324	243	567	3.2 %
Austria	71	53	124	0.7 %
Poland	2 000	1 500	3 500	20.0 %
Portugal	116	87	204	1.2 %
Romania	1 112	834	1 947	11.1 %
Slovenia	134	101	235	1.3 %
Slovakia	239	179	418	2.4 %
Finland	242	182	424	2.4 %
Sweden	81	61	142	0.8 %
EU-27	10 000	7 500	17 500	100.0 %

NB: All amounts reflect gross allocations, before transfers for technical assistance.

Totals may not tally due to rounding.

Allocations under REACT-EU for 2021 per Member State

(in million EUR)

	2018 prices	Current prices
 Belgium	245	260
 Bulgaria	413	438
 Czechia	790	838
 Denmark	168	178
 Germany	1 785	1 894
 Estonia	168	178
 Ireland	84	89
 Greece	1 616	1 715
 Spain	10 269	10 898
 France	2 926	3 105
 Croatia	541	574
 Italy	10 693	11 348
 Cyprus	105	112
 Latvia	199	211
 Lithuania	259	275
 Luxemburg	132	140
 Hungary	834	885
 Malta	105	112
 Netherlands	417	443
 Austria	207	219
 Poland	1 556	1 651
 Portugal	1 508	1 600
 Romania	1 252	1 329
 Slovenia	248	263
 Slovakia	583	618
 Finland	127	135
 Sweden	272	288
Total	37 500	39 795

NB: Gross allocations before deduction of administrative expenditure and technical assistance.

Getting in touch with the EU

In person

All over the European Union there are hundreds of Europe Direct information centres. You can find the address of the centre nearest you at: https://europa.eu/european-union/contact_en

On the phone or by email

Europe Direct is a service that answers your questions about the European Union. You can contact this service:

- by freephone: 00 800 6 7 8 9 10 11 (certain operators may charge for these calls),
- at the following standard number: +32 22999696 or
- by email via: https://europa.eu/european-union/contact_en

Finding information about the EU

Online

Information about the European Union in all the official languages of the EU is available on the Europa website at: https://europa.eu/european-union/index_en

EU publications

You can download or order free and priced EU publications at: <https://publications.europa.eu/en/publications>.

Multiple copies of free publications may be obtained by contacting Europe Direct or your local information centre (see https://europa.eu/european-union/contact_en).

EU law and related documents

For access to legal information from the EU, including all EU law since 1952 in all the official language versions, go to EUR-Lex at: <http://eur-lex.europa.eu>

Open data from the EU

The EU Open Data Portal (<http://data.europa.eu/euodp/en>) provides access to datasets from the EU. Data can be downloaded and reused for free, for both commercial and non-commercial purposes.

